

Presentation to Fixed Income Investors


Bank Austria

Vienna, May 2025

Empowering
Communities to Progress.

 **Bank Austria**
Member of  **UniCredit**


Agenda




Overview of Bank Austria Group



Financials



Funding & Liquidity



Annex



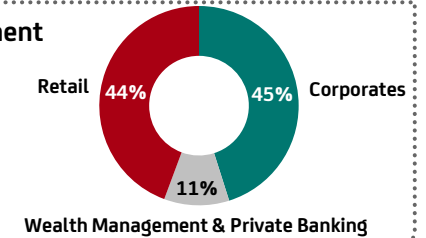
Bank Austria, a leading bank and bond issuer in the local market



Bank Austria - Highlights

- Member of **UniCredit**: strong presence in 13 European countries
- **Leading** position in **Corporates** as well as **Wealth Management & Private Banking**, one of the **largest retail banks in Austria**
- **Strong market shares** of **12%** both in loans and deposits
- **Strategic focus** on **ESG** and **Digital**

Revenues by Segment



Awards & Initiatives

- Global Finance **“Best Bank in Austria”** and **“Best Private Bank in Austria”** for Schoellerbank
- **“Euromoney Private Banking Awards”** for Schoellerbank
- **Standard & Poor’s rating upgraded to A-**
- **“Family-friendly employer”** certification, 6th year in a row
- Extension of **“Green Benefits”** (job bike & public transport tickets)
- New **Self-issued credit cards** launched
- **Mobile Banking App enhanced** with new Chatbot functionality



Bank Austria - KPIs

- Recent quarters with the **strongest results ever**
- **High cost-efficiency**, also compared to peers
- **Low cost of risk**, reflecting prudent risk approach
- **Strong capital base**
- **Excellent balance** between **loan business** and **stable and diversified funding**

1Q25 KPIs:

RoAC:	24%
Cost/Income:	39%
Cost of Risk:	-15 bp
CET 1 Ratio:	18.9%



Mortgage and Public Sector Covered Bonds

- **Covered bonds** as a **core product**, based on Bank Austria’s **strong position in mortgages and public sector loans**
- Mainly **residential mortgages**
- **Cover pools both 100% Austrian**
- Already **3 green mortgage covered bonds issued**

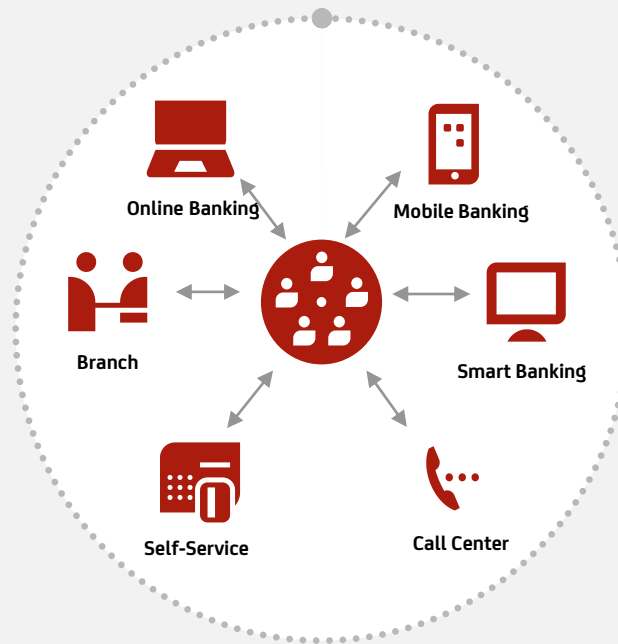
- **Aaa rating by Moody’s** on both cover pools
- **Overcollateralisation:** Mortgage 129%, Public Sector 137%
- **ECBC Covered Bond Label**



Retail with a broad multi-channel offer and new credit card business

RETAIL BANKING

- Covers **1.5m^{*)} Retail & Small Business customers** (<€ 1m turnover)
- **Broad multi-channel offer** via
 - **physical branch network** (with a total of approx. 100 branches),
 - **remote advisory** (personal advisory services between 8.00 a.m. and 7.00 p.m., also via video),
 - **digital services** (internet and mobile banking) and
 - **support by experts** in deposit business and real estate financing business



SUSTAINABILITY

- **Comprehensive product range** (*GoGreen*-Account, sustainable investments, loans for sustainable projects)
- In 2024, Bank Austria was awarded by Euromoney as **“Best Bank for ESG in Austria”**

CREDIT CARD BUSINESS

- **Strategic milestone:** Bank Austria enters the **credit card business with Issuing & Acquiring**
- **Card issuing, payment processing and banking services** to be optimally **coordinated** in future
- **Apple Pay** and **Google Pay** as standard for all new credit and debit cards



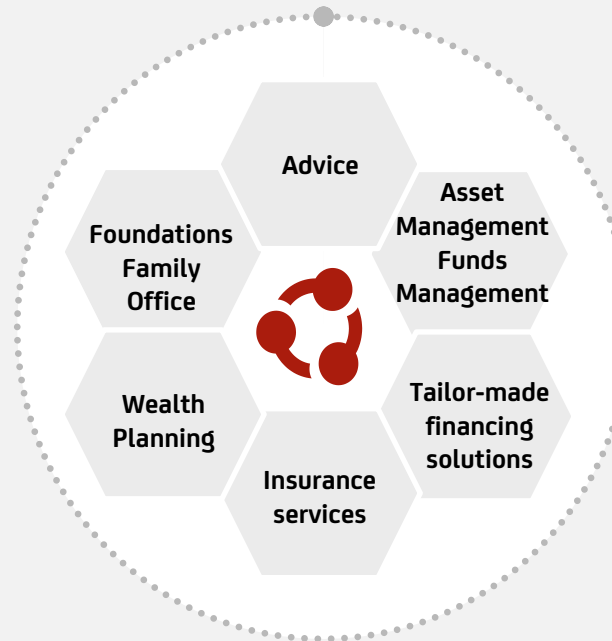
Wealth Management & Private Banking with two-brand strategy

WEALTH MANAGEMENT & PRIVATE BANKING



“Modern private banking striking new paths with individual finance solutions due to international networks.”

- **Large universal bank** with **strong brand image**
- UCBA PB mainly **“primary bank”**
- **15 locations**



“Historically grown private bank with tailor-made investment advisory, going to endure for future generations.”

- **Small specialized bank** (“WM boutique”) with **“elitist” brand image**
- 70% **“secondary bank”** customers
- **8 locations**
- **Schoellerbank Invest AG** as a separate fund company
- **Tailor-made financial services to HNWI** and foundations (Wealth Planning, Special Funds Solutions, Generation Planning)



Corporates with a very strong market position and numerous awards



Awards

Best Bank for Corporate Banking in Austria

Euromoney 2023

Best Service Provider in trade finance and market leader in Austria

Euromoney 2024

Best Cash Management Bank in Austria

Euromoney 2024



Best Sub-Custodian Bank in Austria

Global Finance 2024

Best Bank for ESG in Austria

Euromoney 2024

Empowering Communities to Progress

CORPORATES

Coverage: **Large corporates** (turnover > € 1bn), **Medium corporates** (turnover € 50m – 1 bn) and **Small corporates** (€ 1 – 50m turnover)

Full product range from simple, standardized products to highly complex tailor-made structures, depending on client structure and client needs

Coverage also includes multinational corporates in Austria and Nordics and Financial Institutions, Public Sector and Commercial Real Estate clients


Leading role as strategic financial partner in client coverage. For most of large Austrian corporates, main banking connection

Member of UniCredit, with its unique franchise in **Italy, Germany, Austria and Central and Eastern Europe**


- Unparalleled access to market leading products and services in **13 core markets** through our European banking network
- Leveraging on an international network of representative offices and branches, UniCredit serves clients in **another 15 countries worldwide**




Agenda




Overview of Bank Austria Group



Financials



Funding & Liquidity




Annex

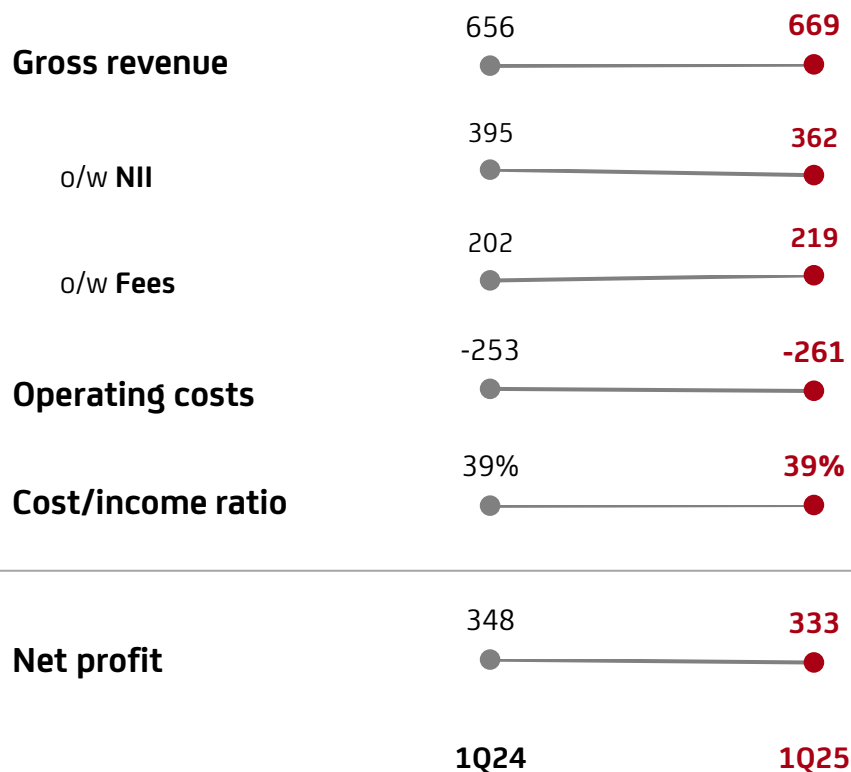


Excellent profitability, based on a robust operative performance

GROSS OPERATING PROFIT, € bn



STRONG REVENUE BASE AND EXCELLENT PROFITABILITY, € bn



REVENUE GROWTH

- Overall, +2% Y/Y, of which:
 - NII -8%, mainly affected by lower interest rates and fewer days
 - Strong focus on fees: +9% Y/Y, driven by investment, payment and insurance fees

CONTINUED FOCUS ON COSTS

- Costs only moderately higher (+3% Y/Y) despite high wage drift
- Cost efficiency: CIR stable at strong 39%

NET PROFIT

- Y/Y slightly down at still excellent €333m, mainly due to lower net write-backs and new bank levy

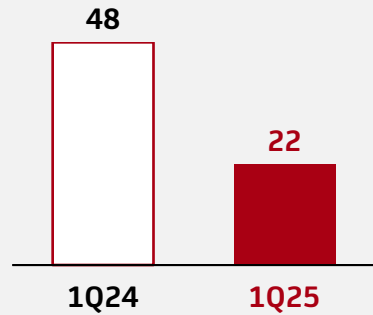
OPERATIONAL EFFICIENCY

39%
Cost/Income
Flat Y/Y

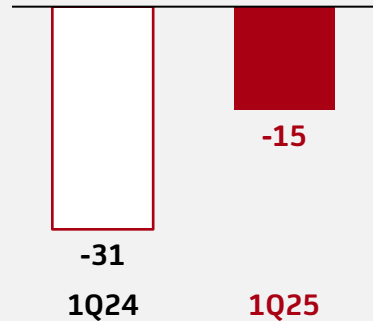


Solid asset quality confirmed

LLPs, € m

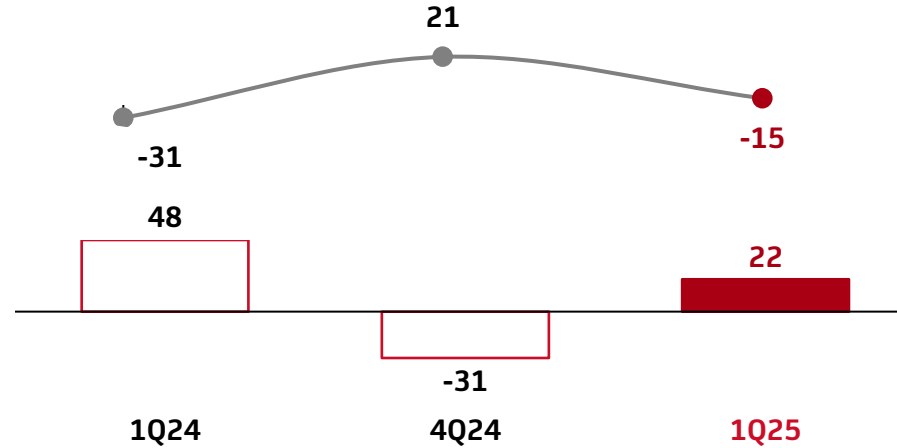


CoR, bps

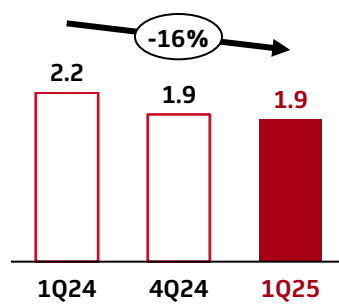


CoR, bps

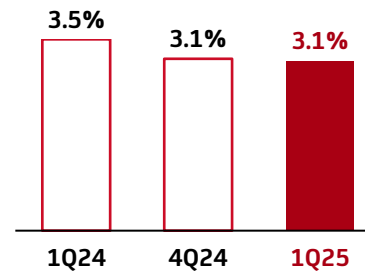
LLPs, € m



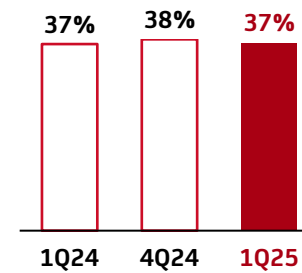
Gross NPE, € bn



Gross NPE Ratio



Coverage Ratio



STRONG ASSET QUALITY, LOW COST OF RISK

STRONG ASSET QUALITY

- Y/Y substantial decrease of NPE volume due to repayments, write-offs and very low NPE inflows
- Gross NPE ratio at 3.1% (net at 2.0%)
- Stable coverage ratio

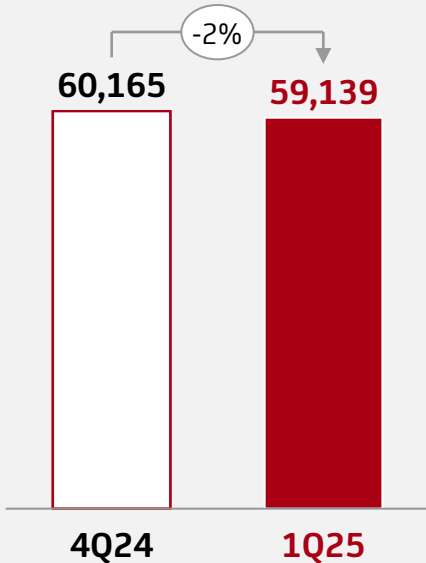
STRUCTURALLY LOW COST OF RISK

- Low CoR at -15bps, supported by proactive risk management with continuous focus on quality growth and prudent origination
- Net write-backs in 1Q25 of €+22m, mostly driven by NPL releases, mainly for Corporate portfolio

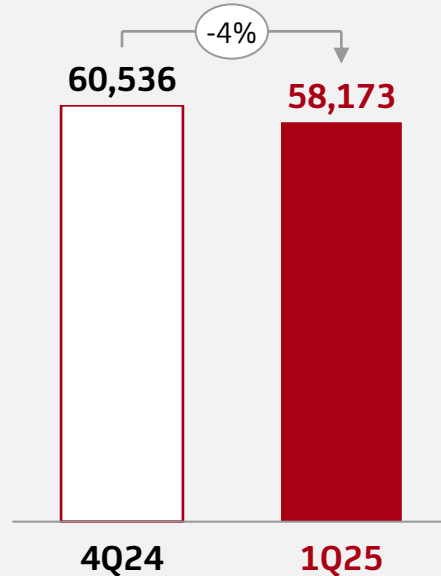


Slight decrease in loans and deposits, overall strong liquidity position


LOANS TO CUSTOMERS, € m




DEPOSITS FROM CUSTOMERS, € m



Loan/deposit ratio



LCR



NSFR



LOANS TO CUSTOMERS

- Slight decrease of -2% vs. year-end 2024, mainly due to Retail, planned sale of card complete (moved to “held-for-sale”) and partial transfer of Iberia portfolio (Spain & Portugal) to UniCredit GmbH, Munich

DEPOSITS FROM CUSTOMERS

- 4% vs. YE24, driven by volatile development, in particular in Large Corporates

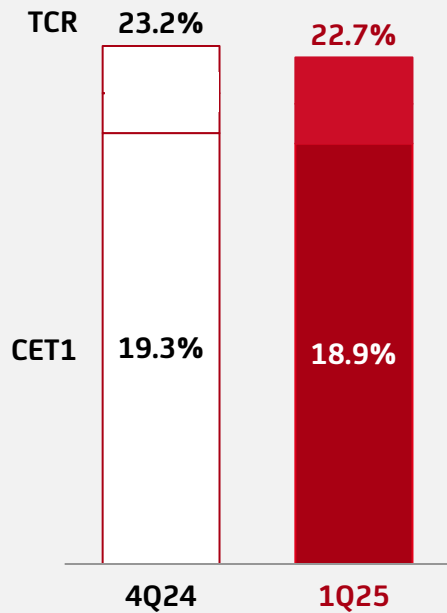
RATIOS

- Well-balanced loan/deposit ratio of around 100%
- Excellent liquidity, underpinned by a liquidity coverage ratio of above 150%
- Net stable funding ratio of above 120%, also well above requirements

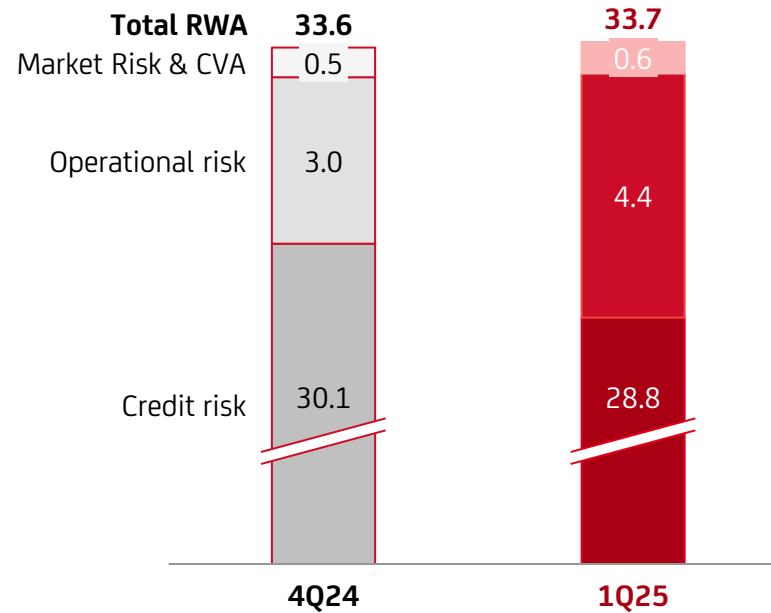


Capital ratios remain excellent

Capital Ratios



Risk-Weighted Assets (RWA), € bn




OUTSTANDING CAPITAL DEVELOPMENT


- **CET1 (Common Equity Tier 1) Ratio remained at high 18.9%**, well above regulatory requirements
- **Total Capital Ratio (TCR)** at excellent **22.7%**, only slight decrease vs. 4Q24
- **Total RWA** increased in 1Q25 by €0.1bn to **€33.7bn**, largely compensating for the impact of Basel IV, due to exposure developments and optimization measures. Basel IV also driving the strong increase in operational risk
- **Leverage Ratio** at **strong 6.0%**, significantly above regulatory requirements




Agenda




Overview of Bank Austria Group



Financials



Funding & Liquidity



Annex



Strategic Issuing Platform for UniCredit Group

UniCredit S.p.A. – Holding

- **UniCredit S.p.A.** is operating as the **Group Holding** as well as the Italian operating bank:
 - **TLAC/MREL issuer** assuming Single-Point of Entry (SPE)
 - **Coordinated Group-wide funding and liquidity management** to optimize market access and funding costs
 - **Diversified by geographies and funding sources**



UniCredit Bank Austria AG

- **Mortgage- and Public Sector Pfandbriefe**
- **Senior benchmark**
- **Housing bank bonds** (Wohnbaubank-Anleihen)
- **Registered secs.** (SSD, NSV^{*)})
covered/senior
- **Private placements**
- **Network issues**

- **Bank Austria** acts as **Liquidity Reference Bank (LRB)** for all Austrian Group Entities **and** is a **Strategic Issuing Platform for UniCredit Group**
- **Bank Austria** has its **own Issuing Programs** for the respective instruments to be issued
- **Bank Austria** continues to be **present on the local and global markets**
- **Coordinated approach within UniCredit** regarding **issuing activities** on the **global markets**



Funding Strategy Bank Austria Group – Self-Sufficiency Principle

Key Pillars of Bank Austria Group Funding Strategy

Well-diversified funding base due to Bank Austria's commercial banking model, consisting of

- strong client deposit base related to a variety of products (sight-, savings- and term deposits)
- complemented by medium- and long-term placements of own issues in the capital market in order to cover the medium- and long-term funding needs
- intragroup funding only for the purpose of iMREL compliance, mainly in Senior Non-Preferred (SNP) format

The key pillars described above are part of the **self sufficiency principle of Bank Austria's funding strategy which means in particular:**

- The self-sufficiency principle ensures that the proceeds are used primarily for business development of entities of Bank Austria Group
- It enables Bank Austria to calculate its own funding costs according to its own risk profile



Clear and strict Risk Management Principles

Clear Rules and Principles in Bank Austria for the Management of Liquidity and Funding

Liquidity strategy

- Bank Austria acting as an independent Liquidity Reference Bank (LRB) within UniCredit Group - in line with the self-funding principle of the Group Strategy
- Bank Austria manages the liquidity development in Austria (including all Austrian Group entities)

Clear operative rules

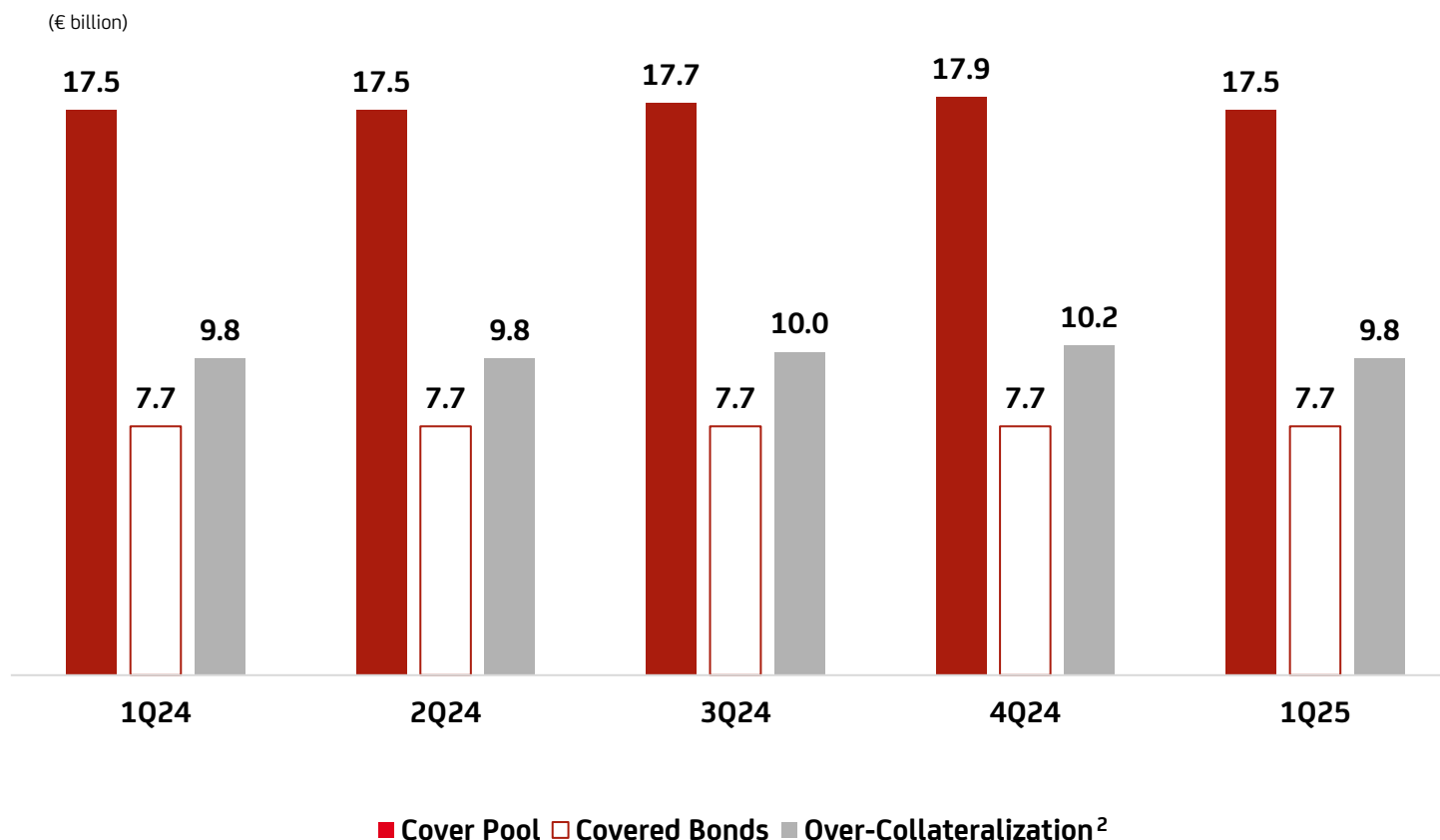
- Active liquidity and funding management by defining short-term and structural liquidity and funding limits for all subsidiaries of Bank Austria Group
- All national legal / regulatory constraints have to be followed on single entity level
- Bank Austria establishes a separate Funding and Liquidity Plan for Austria as part of the Funding and Liquidity Plan of UniCredit Group
- Bank Austria enjoys a sound counter-balancing capacity and ensuring compliance with key liquidity indicators (LCR >100%, NSFR >100%)



Mortgage Covered Bonds - Overview and Yearly Development

KEY HIGHLIGHTS

- Total value of the cover pool (primary coverage) as of 31 March 2025: **17,518 million**
 - of which **LOANS: 17,468 million**
 - of which **BONDS: 50 million**
- Focus on purely Austrian mortgages
- Moody's rating: **Aaa**
- **ECBC Covered Bond Label¹**
- **No foreign currency risk**
(only EUR exposures in the cover pool)



¹ List of Pfandbriefe and covered bonds incl. ISINs and information on the soft/hard bullet structure is on the Covered Bond Label Website (<https://www.coveredbondlabel.com/issuer/60-unicredit-bank-austria-ag>).

² Contains 2% legal Over-Collateralisation of the notional amount of the covered bonds, the remaining part is not bound.

EMTN base prospectus incl. conditions of a potential postponement of maturity (<https://www.bankaustria.at/en/about-us-issues-under-base-prospectuses-base-prospectuses.jsp>).

List of "European Covered Bonds (Premium)" can be found on the website of the Austrian Financial Market Authority (<https://www.fma.gv.at/en/banks/fma-disclosure/other-disclosure-items/>).



Parameter of Cover Assets and Issues

KEY PARAMETERS¹

AVERAGE LOAN-TO-VALUE

42.3%

Weighted Average Life
(in years including Amortization)

Total Number of Loans

Total Number of Debtors

Stake of 10 Biggest Debtors

Stake of Bullet Loans

Stake of Fixed Interest Loans

Average Interest Rate

Stake of Defaulted / 90 Days Overdue Loans

Covered Liquidity Buffer Requirement (€ million)

STAKE OF 10 BIGGEST LOANS

5.9%

10.2

69,908

60,668

9.1%

12.3%

59.1%

2.8%

0.0%

0.0

AVERAGE LOAN SIZE

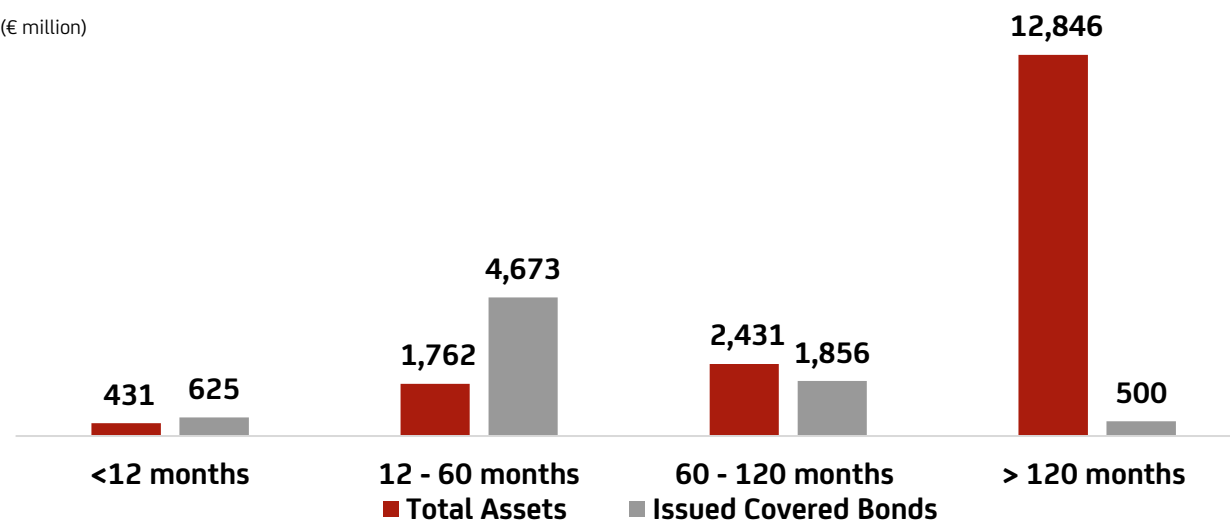
0.3mn

AVERAGE RESIDUAL MATURITY OF BONDS

4years

MATURITY PROFILE OF ASSETS² AND ISSUED COVERED BONDS

(€ million)



¹ Without bonds / The valuation method for the cover assets is in accordance with § 6 (4) PfandBG

² Without consideration of the repayment and without bonds

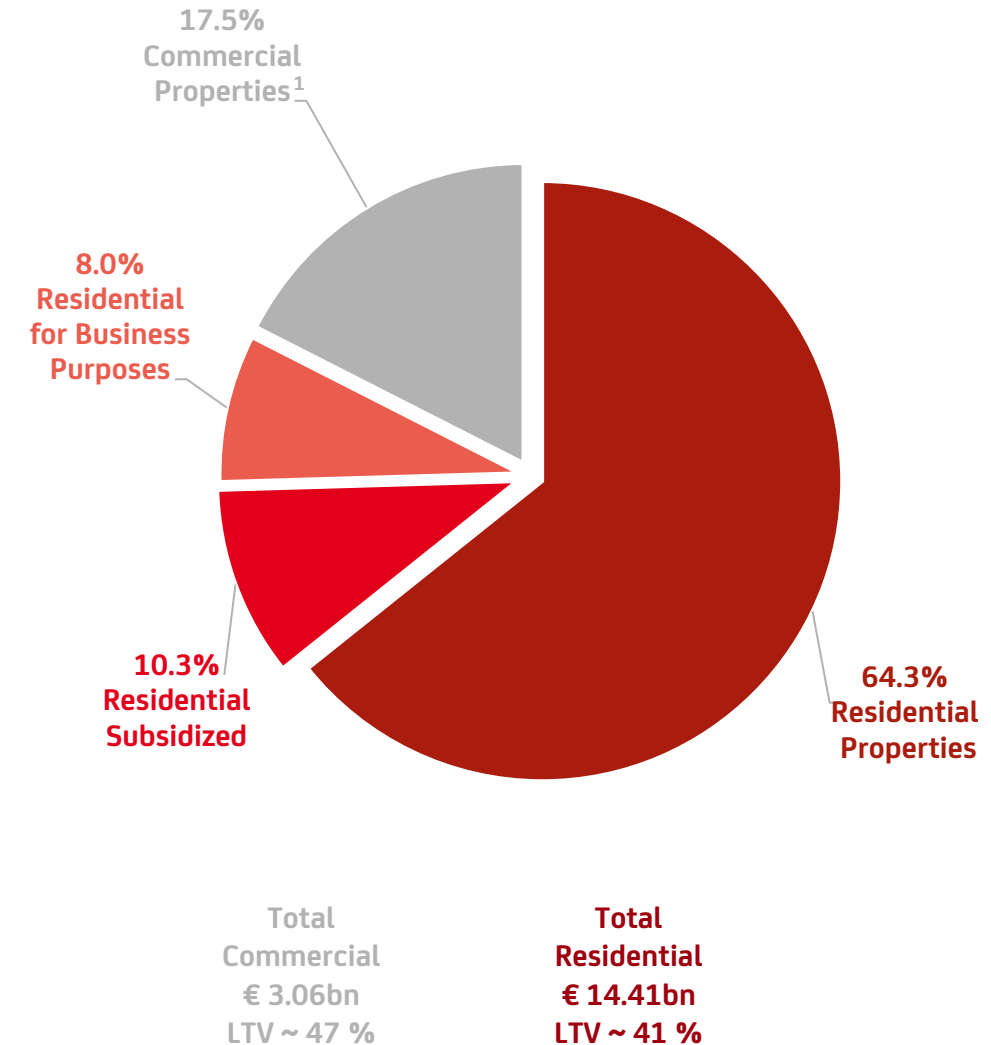


Granular Pool of Austrian Assets with more than 80% Residential Mortgages



HIGH QUALITY MORTGAGE COVER POOL

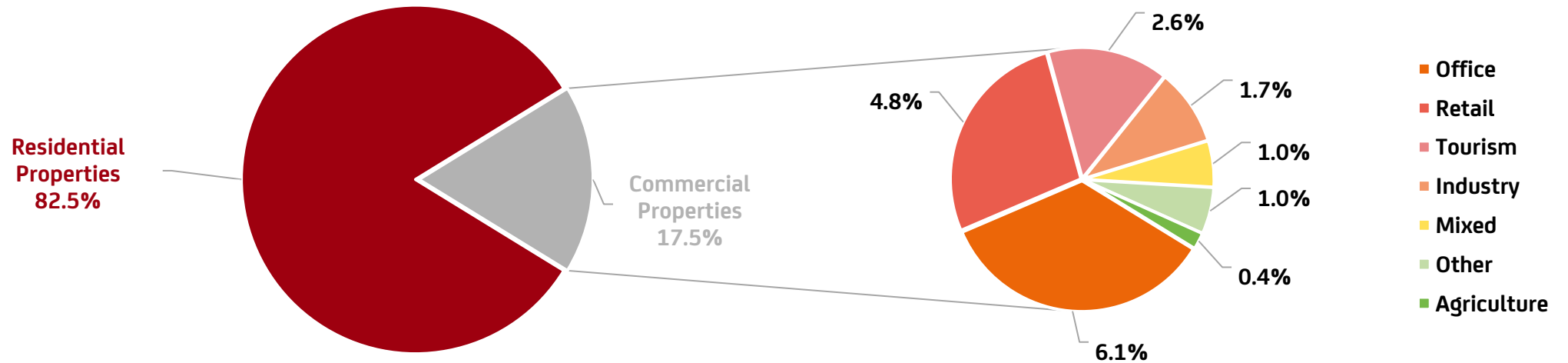
- **Residential properties** represent the **majority** of the mortgage cover pool, while around 18% consist of Commercial properties
- Properties located **exclusively in Austria** and overall cover pool with **low average LTV** (below 45%)
- **Granular mortgage cover pool** with average loan volume of € 0.3mn and share of 10 biggest debtors below 10%
- **No defaulted loans, no foreign exchange exposure** and no derivatives in the cover pool
- Moody's Collateral Score of 5.9% and minimum Overcollateralization requirement consistent with Aaa rating of 5.0%
- **High Overcollateralization** in the mortgage cover pool of **more than 100%** (€ 17.5bn Total Value of the Cover Pool versus € 7.7bn Outstanding Covered Bonds)
- All assets in the cover pool comply with European legislation (CRR) resulting in **European Covered Bonds (Premium)**
- **Green buildings** account for around **25%** of the mortgage cover pool volume



¹ Commercial Properties breakdown on the next slide



Diversified Commercial Real Estate following strict criteria



ORIGINATION

Strict origination criteria for commercial real estate based on **cash-flow & asset-based financing** approach



COLLATERAL

Focus on **highly collateralized projects** with **conservative valuation** and collateral haircuts



LOCATION

Commercial real estate focused on **prime locations** in the **largest Austrian cities** (mainly Vienna, Graz and Linz)



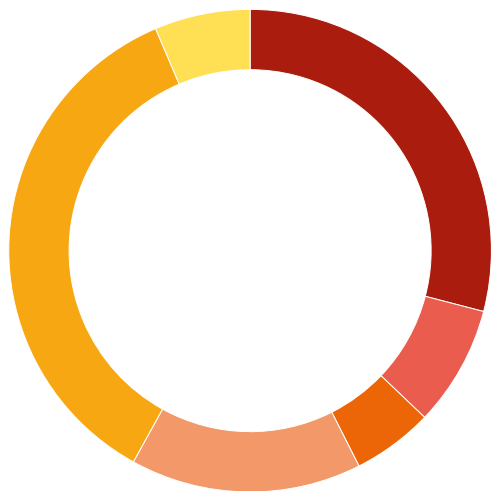
OBJECT TYPE

Mainly **Office and Retail** objects with **low vacancy rates** and **stable cash-flow generation**



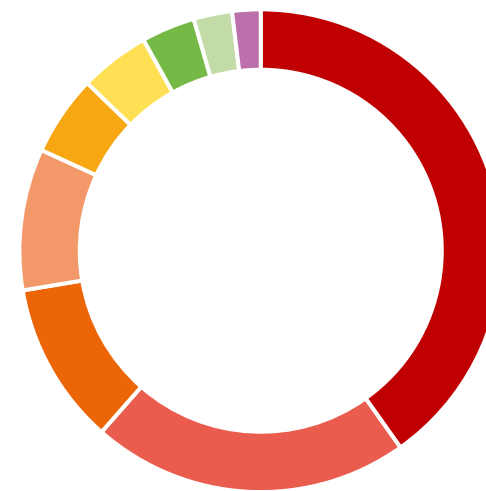
Mortgages by Size and Region

BREAKDOWN BY SIZE



29.1%	>5,000,000	8.1%	1,000,000-5,000,000
5.4%	500,000-1,000,000	15.5%	300,000-500,000
35.6%	100,000 - 300,000	6.4%	<100,000

REGIONAL BREAKDOWN



40.2%	Vienna	21.3%	Lower Austria	10.9%	Styria
9.5%	Upper Austria	5.4%	Tyrol	4.7%	Carinthia
3.6%	Salzburg	2.6%	Burgenland	1.9%	Vorarlberg





HIGHLIGHTS

1st Mortgage Green Covered Bond

500mn

2022

2nd Mortgage Green Covered Bond

750mn

2023

3rd Mortgage Green Covered Bond

750mn

2024

Eligible Green Portfolio

4.66bn

as of 2Q2024

+12%

Compared to 1Q2023

Impact

37,689tons

CO₂ savings annually

357,828MWh

Total Energy savings per Year

BREAKDOWN BY BUILDING TYPE



- 52% Multi Family Houses
- 28% Single Family Houses
- 7% Office Buildings
- 7% Retail Buildings
- 6% Hospitality Buildings

BREAKDOWN BY REGION



- 46% Vienna
- 21% Lower Austria
- 9% Styria
- 8% Upper Austria
- 16% Others

- » Eligible Green Portfolio comprising **Green Buildings**
- » Eligibility criteria and assessment guided by the **UniCredit Sustainability Bond Framework** and the **ICMA Green Bond Principles**

¹ See Sustainability Bond Report 2024 of UniCredit Bank Austria AG.



Eligibility Criteria for Green Buildings¹

GREEN BUILDINGS PORTFOLIO

New construction or existing buildings built after 2020

- Buildings for which the primary energy demand is at least 10% lower than the Nearly Zero Energy Building (NZEB²)'s threshold defined by building type³. The NZEB is set in 'OIB-RL6-Nationaler Plan' based on the Energy Performance of Buildings Directive

Existing buildings built before 2021

ENERGY PERFORMANCE CERTIFICATE (EPC)²

- Energy performance certificate with energy efficiency rating of A or better

TOP 15% MOST ENERGY-EFFICIENT BUILDINGS² (based on year of building permit)

- Green Bond asset is within the Top 15% of each Austrian county when its year of building permit is not older than corresponding building energy code (by type of building and county) e.g. single family houses in Salzburg are part of top 15% if building energy code is OIB-R6-2007/2010⁴ or newer, corresponding to year of building permit not older than 2012

<u>Single family houses</u> <i>year of building permit by county</i>	<u>Multi family houses</u> <i>year of building permit by county</i>	<u>Office & Retail buildings</u> <i>year of building permit by county</i>	<u>Hospitality buildings</u> <i>year of building permit by county</i>
<ul style="list-style-type: none"> Salzburg: 2012 All other counties: 2010 	<ul style="list-style-type: none"> Salzburg: 2012 Vorarlberg: 2013 Burgenland: 2017 All other regions: 2010 	<ul style="list-style-type: none"> Tyrol, Vorarlberg: 2008 Lower Austria: 2010 Salzburg: 2012 All other counties: 2009 	<ul style="list-style-type: none"> Tyrol, Vorarlberg: 2008 Lower Austria, Vienna: 2010 Salzburg: 2012 All other counties: 2009

¹ The low carbon building criteria are aligned with the EU Taxonomy (Delegated Act June 2021- technical criteria for climate change mitigation).

Criteria are valid for assets located in Austria. Status: August 2024. Assets do need to comply only with one of the criteria to proof eligibility, according to the corresponding asset category and usage.

² 65.1%: top 15% approach, 34.1%: EPC class 'A' or better and 0.8%: Nearly Zero Energy Building (NZEB). See Sustainability Bond Report 2024 of UniCredit Bank Austria AG.

³ At the same time also having energy performance certificate with energy efficiency rating of A or better.

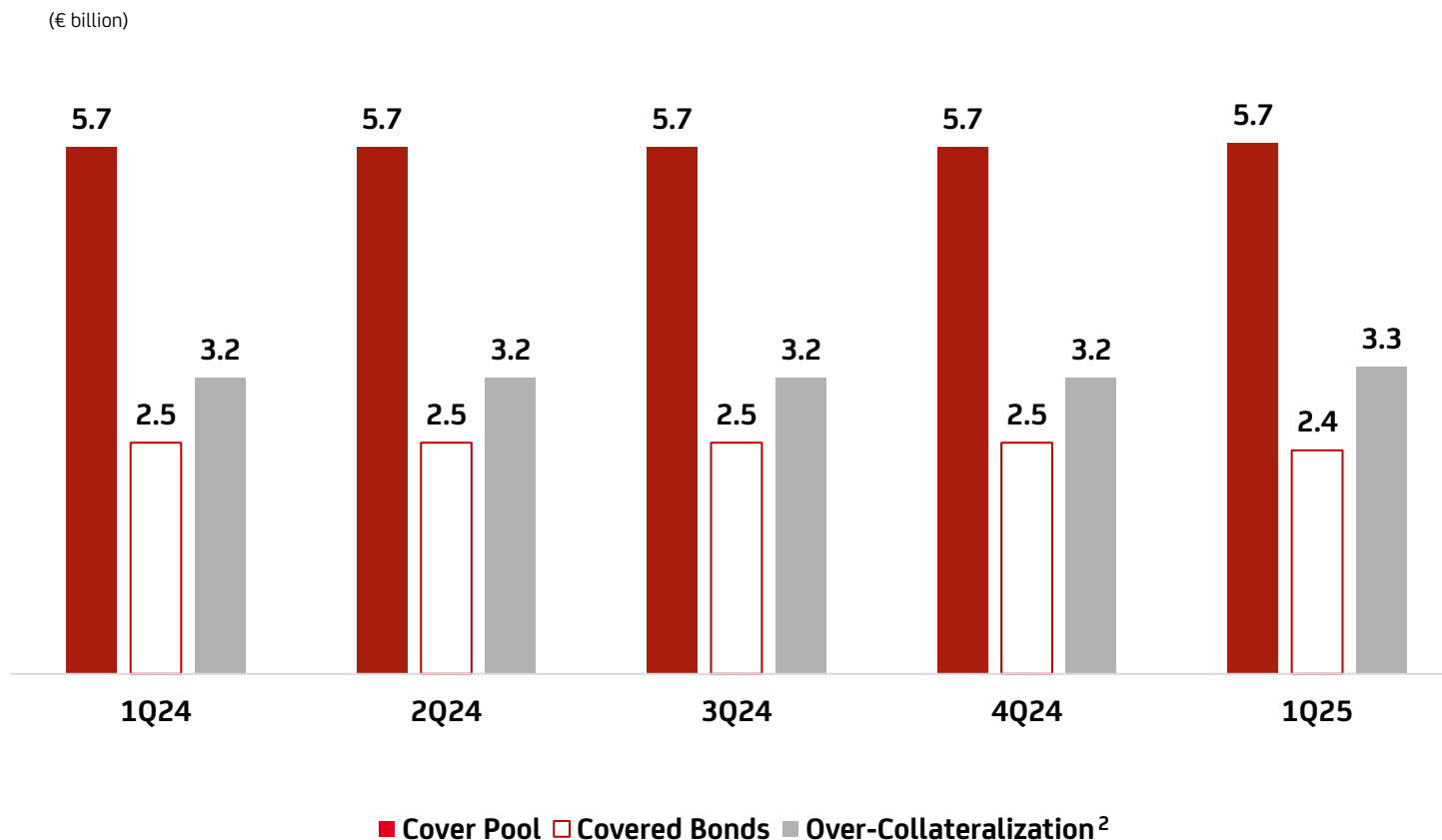
⁴ Building energy codes are based on guidelines issued by the Austrian Institute of Construction Engineering.



Public Sector Covered Bonds - Overview and Yearly Development

KEY HIGHLIGHTS

- Total value of the cover pool (primary coverage) as of 31 March 2025:
5,741 million
 - of which **LOANS: 5,358 million**
 - of which **BONDS: 383 million**
- Focus on purely Austrian claims
- Moody's rating: **Aaa**
- **ECBC Covered Bond Label¹**
- **No foreign currency risk**
(only EUR exposures in the cover pool)



¹ List of Pfandbriefe and covered bonds incl. ISINs and information on the soft/hard bullet structure is on the Covered Bond Label Website (<https://www.coveredbondlabel.com/issuer/60-unicredit-bank-austria-ag>).

² Contains 2% legal Over-Collateralisation of the notional amount of the covered bonds, the remaining part is not bound.

EMTN base prospectus incl. conditions of a potential postponement of maturity (<https://www.bankaustria.at/en/about-us-issues-under-base-prospectuses-base-prospectuses.jsp>).

List of "European Covered Bonds (Premium)" can be found on the website of the Austrian Financial Market Authority (<https://www.fma.gv.at/en/banks/fma-disclosure/other-disclosure-items/>).



Parameter of Cover Pool and Issues

KEY PARAMETERS¹

AVERAGE LOAN SIZE

1.8mn

WEIGHTED AVERAGE LIFE OF ASSETS²

8.7 years

STAKE OF 10 BIGGEST GUARANTORS

31.6%

AVERAGE RESIDUAL MATURITY OF BONDS

1.4 years

Total Number of Loans

3,181

Stake of 10 Biggest Loans

22.9%

Total Number of Debtors

1,266

Total Number of Guarantors

226

Stake of Bullet Loans

27.7%

Stake of Fixed Interest Loans

59.8%

Average Interest Rate

2.3%

Stake of Defaulted / 90 Days Overdue Loans

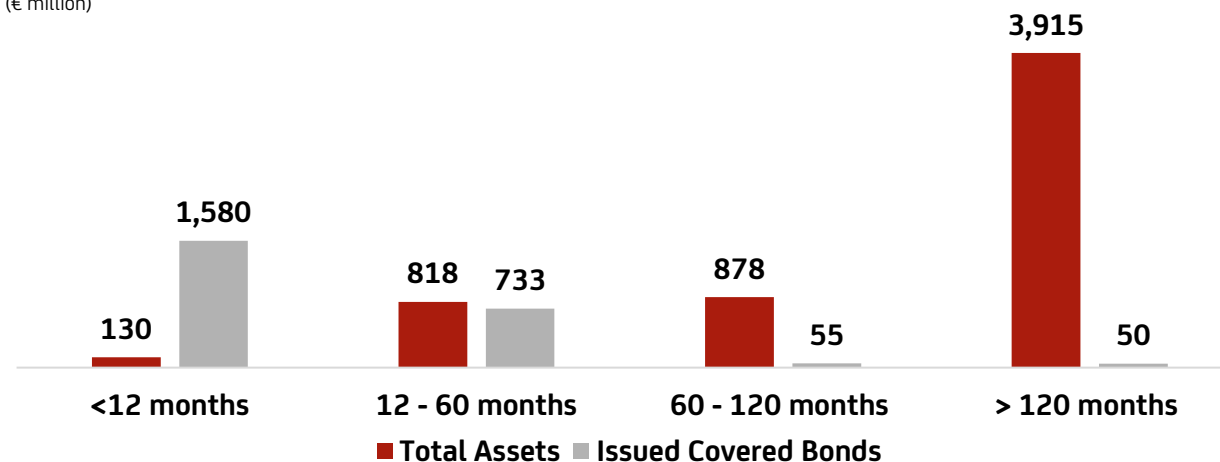
0.0%

Covered Liquidity Buffer Requirement (€ million)

0.0

MATURITY PROFILE OF ASSETS³ AND ISSUED COVERED BONDS

(€ million)



¹ The valuation method for the cover assets is in accordance with § 6 (4) PfandBVG

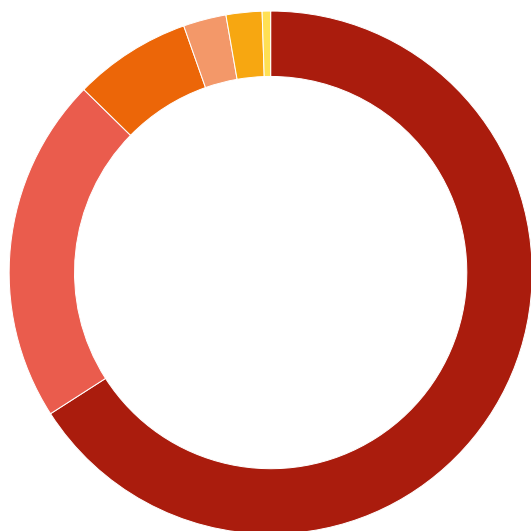
² Including Amortization

³ Without consideration of the repayment



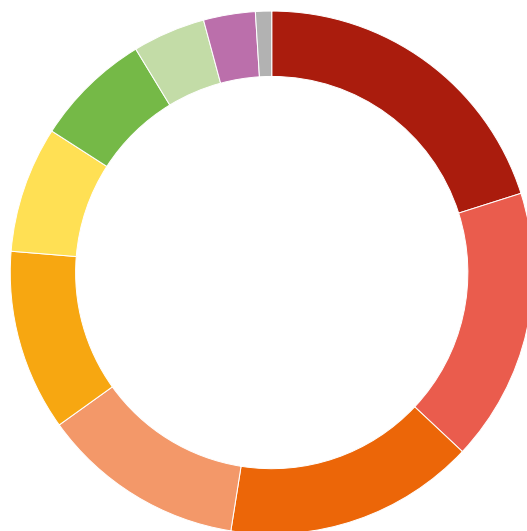
Assets by Size, Region and Type of Debtor/Guarantor

BREAKDOWN BY SIZE



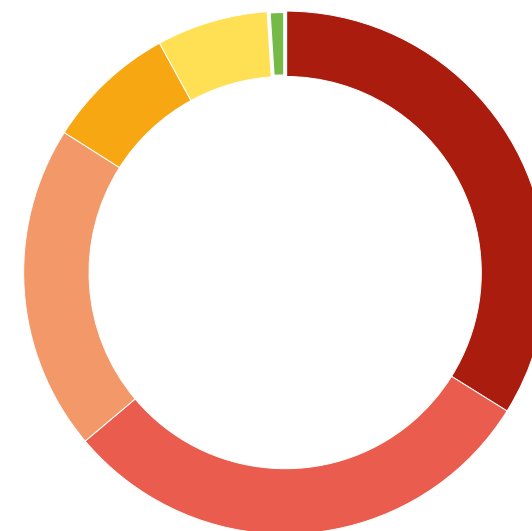
65.9%	>5,000,000
21.4%	1,000,000-5,000,000
7.3%	500,000-1,000,000
2.7%	300,000-500,000
2.2%	100,000 - 300,000
0.5%	<100,000

REGIONAL BREAKDOWN¹



20.1%	Lower Austria	16.9%	Vienna
15.5%	Upper Austria	12.6%	Styria
11.2%	Vorarlberg	7.8%	Burgenland
7.2%	Carinthia	4.5%	Salzburg
3.2%	Tyrol	1.0%	Republic of Austria

BREAKDOWN BY TYPE OF DEBTOR/GUARANTOR



33.9%	Municipalities	30.0%	Guaranteed by Federal States
20.1%	Federal States	8.0%	Guaranteed by Municipalities
7.0%	Other	1.0%	Guaranteed by State

¹ Considering Guarantors



Agenda



Overview of Bank Austria Group



Financials



Funding & Liquidity



Annex

- ESG
- Pfandbrief Benchmark Issues
- Ratings Overview
- Legal Situation – Austrian Covered Bonds



Delivering on our ESG and related commitments

Leading by example to support our clients in a just and fair transition

LEAD BY EXAMPLE

Bank Austria is member of the **klima:aktiv Pakt** and **Green Finance Alliance**

Bank Austria actively supports UniCredit's climate transition plan

UniCredit is Member of Net Zero Banking Alliance, with targets on Steel, Shipping and Commercial Real Estate disclosed in 2024

UniCredit **signed** Sustainable Steel Principles and **Finance for Biodiversity Pledge**

UniCredit Group is one one of **Europe's Climate Leaders 2024** according to the Financial Times

CLIENTS

Focus on **ESG share over total business** for more transparent view on Bank Austria's 2024 ESG performance

19% ESG lending penetration at FY24³,
22% ESG bond penetration at FY24²,
55% ESG AuM Stock penetration at FY24⁵

€7.7bn environmental lending^{1,4}

3 own green bonds issued since 2021 for total value of €2.0bn

ESG corporate advisory accelerated

Partnership with OeKB> ESG Data Hub and Open-es: supporting our corporates in a just and fair transition



DIVERSITY, EQUITY & INCLUSION

Bank Austria Management Board:

50% female

75% international mindset (working experience outside of Austria)

Significant reduction of Gender Pay Gap on comparable roles **from c. 5% in Dec 2021 to c. 1%⁵ today**

2024 successful re-certification on "Audit Beruf & Familie" for family-friendly companies

Top 5 of the WEconomy Diversity Leaders Challenge 2024

Bank Austria has also greatly contributed to the following prestigious recognitions awarded at Group level: **Equileap Top 100 Globally for gender equality in 2024** for the 3rd consecutive year, **Europe's Diversity Leaders 2025** by the Financial Times for the 4th consecutive year, **D&I Initiative of the Year EMEA 2024** for its "Group Holistic Well-being approach" in the Environmental Finance's annual Sustainable Company Awards, **Top Employer in Europe for 2024** by the Top Employers Institute for the 9th consecutive year

ACCOUNTABILITY

Strong ESG governance with ESG office and ESG network across business divisions

Sustainability KPIs in CEO and Top Management remuneration

Strong policy framework in controversial sectors

ESG product guidelines as part of greenwashing prevention framework

UniCredit's MSCI and Sustainalytics ratings improved respectively to **AA** and **12.9**

SOCIAL

€ 1.7bn financing of social financing in Austria

Set targets for Financial Health & Inclusion as part of our PRB commitment

COMMUNITIES

"Bank Austria for Austria" an initiative for corporates focused on sustainable financing, accounts and advisory services. 4.600 customers used "UCBA Online Subsidy Finder".

Bank Austria Social Award and Crowdfunding to support social and art initiatives all over Austria

Partnerships with charitable organisations, eg Caritas, SOS-Kinderdorf, Volkshilfe

178 volunteers supporting Bank Austria's social initiatives⁶

INNOVATION

ESG Vodcast-Series for corporate clients

Culture roadshows for employees across all 13 UniCredit Banks

Switched to Mastercard Touch Card™ with **accessibility features for blind and partially sighted people**

EDUCATION

Enhanced funding to UniCredit Foundation - €30m in 2024 to further strengthen our Youth and Education focus

UC Foundation **partnerships with Junior Achievement Austria and Teach for Austria**

Opening of first **"Caritas Lerncafe"** powered by Bank Austria

45k beneficiaries⁴ of financial education activities in Austria

"Girls Go Finance" initiative in cooperation with Teach for Austria

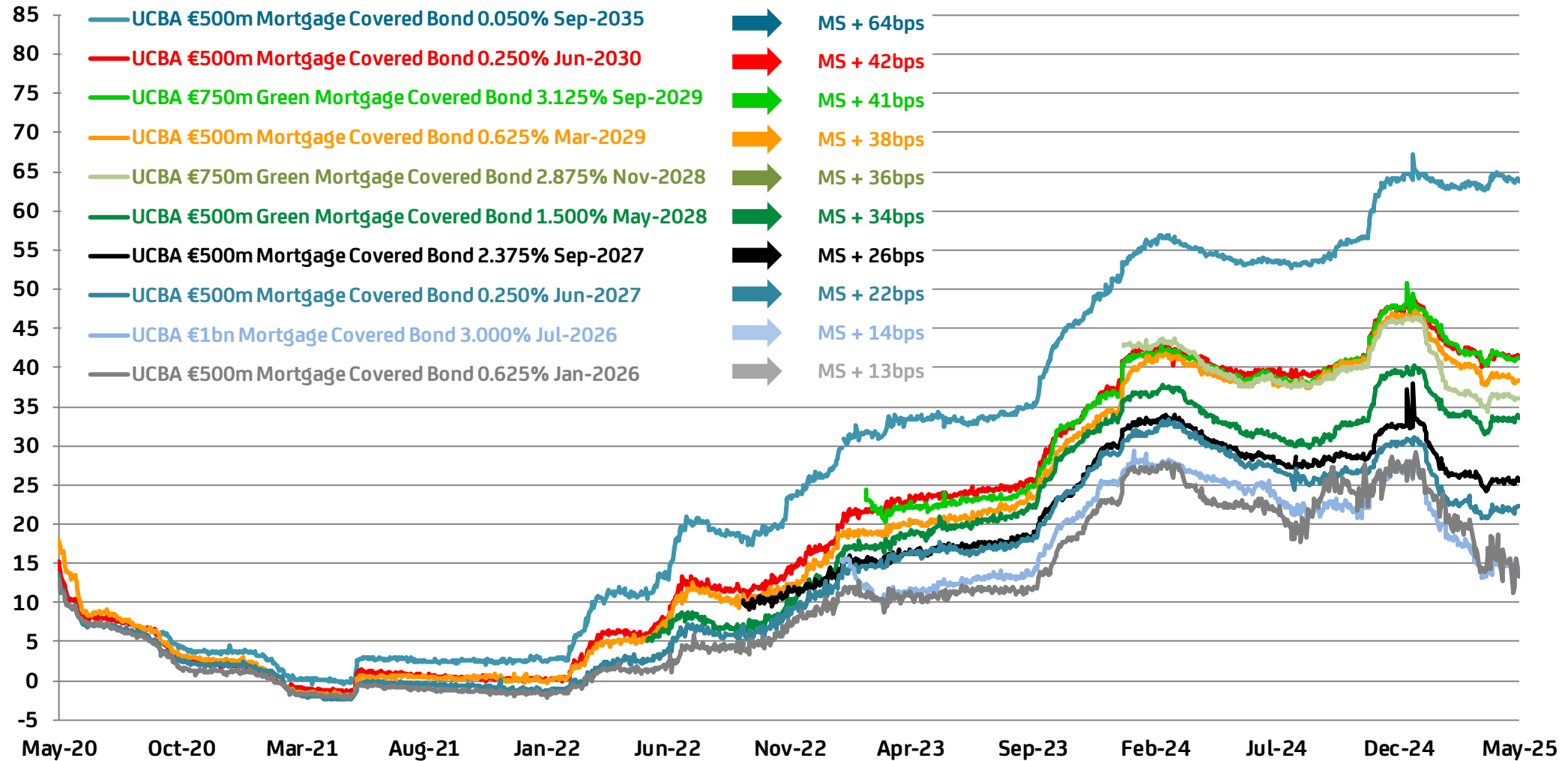


1. Including ESG-linked; 2. LT credit, including sustainability linked bonds; 3. Including Environmental, Social and Sustainability linked lending; 4. Volumes as of FY22-24 actual
5. Based on Art. 8 and 9 SFDR regulation; 5. Non-Demographic GPG as of June 2024. FY23 result was equal to 2.0% 6. Total registered Bank Austria employees (FY24)

Overview of Bank Austria's outstanding Pfandbrief Benchmark Issues

Type of Pfandbrief	Interest rate	Due date (dd/mm/yyyy)	Volume	Date of issuance	Mid Swap + number of basis points
Green Mortgage Pfandbrief: AT000B049952	2.875%	10/11/2028	€ 750m	Jan. 2024	MS + 47bps
Green Mortgage Pfandbrief: AT000B049945	3.125%	21/09/2029	€ 750m	Feb. 2023	MS + 26bps
Mortgage Pfandbrief : AT000B049937	3.00%	31/07/2026	€ 1 bn	Jan. 2023	MS + 17bps
Mortgage Pfandbrief: AT000B049929	2.375%	20/09/2027	€ 500m	Sept. 2022	MS + 10bps
Green Mortgage Pfandbrief: AT000B049911	1.50%	24/05/2028	€ 500m	May 2022	MS + 6bps
Mortgage Pfandbrief: AT000B049846	0.05%	21/09/2035	€ 500m	Sept. 2020	MS + 9bps
Mortgage Pfandbrief: AT000B049796	0.25%	21/06/2030	€ 500m	Jan. 2020	MS + 6bps
Mortgage Pfandbrief: AT000B049788	0.25%	04/06/2027	€ 500m	June 2019	MS + 7bps
Mortgage Pfandbrief: AT000B049754	0.625%	20/03/2029	€ 500m	March 2019	MS + 15bps
Mortgage Pfandbrief: AT000B049739	0.625%	16/01/2026	€ 500m	Jan. 2019	MS + 18bps

UniCredit Bank Austria Covered Bond Spread Comparison



Source: Bloomberg; Data as of 13 May 2025

Disclaimer: Historical trends are no indication for future performances



Rating Overview

Long-term rating by **S&P**
upgraded to **A-** on 22 April 2025

	Moody's					S&P					Fitch			
	Long-Term/ Deposits	Long-Term/ Senior Unsecured	Short-Term	Subordinated ¹⁾	Counterparty Risk	Long-Term/ Deposits	Long-Term/ Senior Unsecured	Short-Term	Subordinated ¹⁾	Counterparty Risk	Long-Term/ Deposits	Long-Term/ Senior Unsecured	Short-Term	Subordinated ¹⁾
Bank Austria ²⁾	A2	A3 Positive	P-1	Baa3	A1 / P-1	A-	A- Stable	A-2	BBB	A / A-1	-	-	-	-
Public Sector Covered Bond	Aaa					-					-			
Mortgage Covered Bond	Aaa					-					-			
UniCredit S.p.A.	Baa1	Baa1 Stable	P-2	Baa3	Baa1 / P-2	BBB+	BBB+ Positive	A-2	BBB-	A-	A-	BBB+ Positive	F2	BBB-

(as of 20 May 2025)

¹⁾ Subordinated (Lower Tier II)

²⁾ Securities issued before 31 December 2001 which benefit from a secondary liability by the City of Vienna ("grandfathered debt" – only subordinated debt outstanding) are rated Aa3 by Moody's and BBB by Standard & Poor's.



Austrian Covered Bond Law - Mortgage and Public Sector Covered Bonds

- On 8 July 2022, the **new Covered Bond Law** (*Pfandbriefgesetz - PfandBG*) entered into force in Austria. The Covered Bond Law is based on an EU Directive, which harmonized the rules for Covered Bonds within the EU
- The Covered Bond Law offers investors in Mortgage and Public Covered Bonds a **safety net** by i.a. the following provisions:
 - The issuer has to maintain an **overcollateralization** of at least 2% of the nominal amount of the Covered Bonds issued at all times
 - The credit institution must at any time maintain a **liquidity buffer**, which covers the net liquidity outflows of the respective Covered Bond Program over the next 180 days
 - Each credit institution, which issues covered bonds, is obligated to appoint an internal or external **Trustee**
 - In case of insolvency of the issuer, the **assets in the Cover Pool are being separated** from the rest of the assets and the holders of Public Covered Bonds or Mortgage Covered Bonds have a preferential claim on the cover assets. A special cover pool administrator will then be appointed to manage the cover pools
- **Covered Bonds** are declared as **gilt-edged** under Austrian Civil Law



Your Contacts

Finance – Balance Sheet Management

UniCredit Bank Austria AG

Alexander Stöger

Head of Balance Sheet Management & ALM

Phone: +43 (0)50505 58187

alexander.roessler@unicreditgroup.at

Wouter De Corte

Head of Funding & Collateral Management

Phone: +43 (0)50505 57779

wouter.de-corte@unicreditgroup.at

Finance - Financial & Regulatory Disclosure

UniCredit Bank Austria AG

Günther Stromenger

Head of Investor Relations

Tel. +43 (0)50505 57232

guenther.stromenger@unicreditgroup.at

Impressum

UniCredit Bank Austria AG

Finance – Investor Relations

Rothschildplatz 1

A-1020 Wien



Disclaimer

The information in this presentation is based on carefully selected sources believed to be reliable. However we do not make any representation as to its accuracy or completeness. Any opinions herein reflect our judgement at the date hereof and are subject to change without notice. Any investments presented in this publication may be unsuitable for the investor depending on his or her specific investment objectives and financial position. Any reports provided herein are provided for general information purposes only and cannot substitute the obtaining of independent financial advice. Private investors should obtain the advice of their banker/broker about any investments concerned prior to making them. Nothing in this publication is intended to create contractual obligations. UniCredit Group and its subsidiaries are subject to regulation by the European Central Bank. In addition UniCredit Bank Austria AG, Vienna is regulated by the Austrian Financial Market Authority (FMA), UniCredit Bank AG, Munich is regulated by the Federal Financial Supervisory Authority (BaFin) and UniCredit S.p.A., Rome is regulated by both the Banca d'Italia and the Commissione Nazionale per le Società e la Borsa (CONSOB).

This presentation may contain “forward-looking statements” which includes all statements that do not relate solely to historical or current facts and which are therefore inherently uncertain. All forward-looking statements rely on a number of assumptions, expectations, projections and provisional data concerning future events and are subject to a number of uncertainties and other factors, many of which are outside the control of UniCredit Group. There are a variety of factors that may cause actual results and performance to be materially different from the explicit or implicit contents or expectations of any forward-looking statements and thus, such forward-looking statements are not a reliable indicator of future performance. UniCredit Bank Austria AG undertakes no obligation to publicly update or revise any forward-looking statements, whether as a result of new information, future events or otherwise, except as may be required by applicable law. The information and opinions contained in this presentation are provided as at the date hereof and are subject to change without notice. Neither this presentation nor any part of it nor the fact of its distribution may form the basis of, or be relied on or in connection with, any contract or investment decision.

Note to UK Residents:

The information is directed only to (i) professional clients or eligible counterparties as defined in the rules of the Financial Conduct Authority and is not intended for distribution to, or use by, retail clients or (ii) “investment professionals” falling within Article 19(5) of the Financial and Services Markets Act 2000 (Financial Promotions) Order 2005, as amended, and to persons to whom it may otherwise be lawful to communicate (all such persons in (i) and (ii) together being referred to as “Relevant Persons”). Any investment or activity to which the Information relates is available only to, and will be engaged in only with, Relevant Persons. Other persons should not rely or act upon the Information. UniCredit Bank AG London Branch, Moor House, 120 London Wall, London, EC2Y 5ET, is authorised by Bundesanstalt für Finanzdienstleistungsaufsicht (BaFin) and subject to limited regulation by the Financial Conduct Authority and Prudential Regulation Authority. Details about the extent of our regulation by the Financial Conduct Authority and Prudential Regulation Authority are available on request.

Notwithstanding the above, if this publication relates to securities subject to the Prospectus Regulation (EU 2017/1129) it is sent on the basis of being a qualified investor for the purposes of the Prospectus Regulation and it must not be given to any person who is not a qualified investor.

Note to US Residents:

The information, statements and opinions contained in this presentation are intended solely for institutional clients of UniCredit and are for information purposes only and do not constitute a public offer under any applicable legislation or an offer to sell or solicitation of an offer to purchase or subscribe for securities or financial instruments or any advice or recommendation with respect to such securities or other financial instruments. Any recipient is therefore responsible for his own independent investigations and assessments regarding the risks, benefits, adequacy and suitability of any operation carried out after the date of this presentation. None of the securities referred to herein have been, or will be, registered under the U.S. Securities Act of 1933, as amended, or the securities laws of any state or other jurisdiction of the United States or in Australia, Canada or Japan or any other jurisdiction where such an offer or solicitation would be unlawful (the “Other Countries”), and there will be no public offer of any such securities in the United States. This presentation does not constitute or form a part of any offer or solicitation to purchase or subscribe for securities in the United States or the Other Countries. Distribution of this document in other jurisdictions may be prohibited, and recipients into whose possession this document comes shall be solely responsible for informing themselves about and observing any such restrictions. In jurisdictions where UniCredit is not registered or licensed to trade in securities, commodities or other financial products, any transaction may be effected only in accordance with applicable laws and legislation, which may vary from jurisdiction to jurisdiction and may require that a transaction be made in accordance with applicable exemptions from registration or licensing requirements.

UniCredit Group and its subsidiaries may have issued other reports that are inconsistent with, and reach different conclusions from, the information presented in any report provided herein. Those reports reflect the different assumptions, views and analytical methods of the analysts who prepared them. Past performance should not be taken as an indication or guarantee of further performance, and no representation or warranty, express or implied, is made regarding future performance. The information contained in any report provided herein may include forward-looking statements within the meaning of US federal securities laws that are subject to risks and uncertainties. Factors that could cause a company’s actual results and financial condition to differ from its expectations include, without limitation: Political uncertainty, changes in economic conditions that adversely affect the level of demand for the company’s products or services, changes in foreign exchange markets, changes in international and domestic financial markets, competitive environments and other factors relating to the foregoing. All forward-looking statements contained in this presentation are qualified in their entirety by this cautionary statement.

CFO Division

UniCredit Bank Austria AG, Vienna
as of May 21, 2025

