

Cover Pool of Covered Bonds (as of 30 September 2021)

Bank Austria –

Public Sector Covered Bonds / Mortgage Covered Bonds / Fundierte Bankschuldverschreibungen

Investor Relations

Vienna, November 2021

Banking that matters.



Agenda

 **Public Sector Covered Bonds of Bank Austria**

 Mortgage Covered Bonds of Bank Austria

 Fundierte Bankschuldverschreibungen



Executive Summary

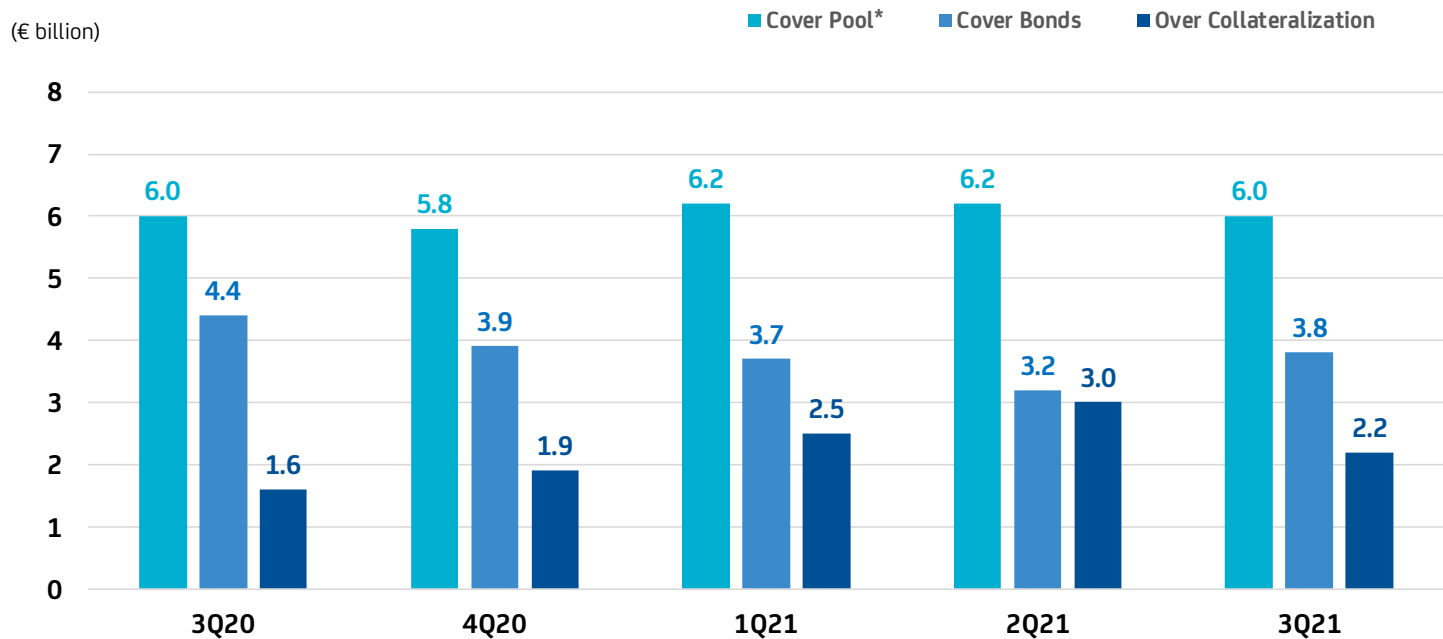
Public Sector Cover Pool of Bank Austria

- **Aaa Rating by Moody's**
- Focus on **purely Austrian claims**
- Cover Pool Volume* as of 30 September 2021 amounts to **€ 6,042 mn**
- Average volume of loans is approx. **€ 1.2 mn**
- Average seasoning is **7.6 years**
- **ECBC Covered Bond Label** has been granted to the Public Sector Cover Pool of Bank Austria



Public Sector Cover Pool

Yearly development



Public Sector Cover Pool

Parameters of Cover Pool* and Issues

<i>Parameters of Cover Pool</i>	<i>3Q21</i>
Weighted Average Life (in years incl. Amortization)	8.5
Contracted Weighted Average Life (in years)	13.0
Average Seasoning (in years)	7.6
Total Number of Loans	4,916
Total Number of Debtors	2,292
Total Number of Guarantors	331
Average Volume of Loans (in €/mn)	1.2
Stake of 10 Biggest Loans	17.0%
Stake of 10 Biggest Guarantors	40.7%
Stake of Bullet Loans	37.2%
Stake of Fixed Interest Loans	45.6%
Amount of Loans 90 Days Overdue (in €/mn)	-
Average Interest Rate	1.0%

<i>Parameters of Issues</i>	<i>3Q21</i>
Total Number	30
Average Residual Maturity (in years)	3.8
Average Volume (in €/mn)	127.2

- Total Value of **the Cover Pool*** as of **30 September 2021** (€-equivalent): **6,042 mn**
 - thereof in €: 4,921 mn (81.5%)
 - thereof in CHF: 119 mn (2.0%)
 - thereof public sector bonds (€-equivalent): 752 mn (12.4%)
 - thereof substitute cover in €: 250 mn (4.1%)
- **Moody's Rating: Aaa**

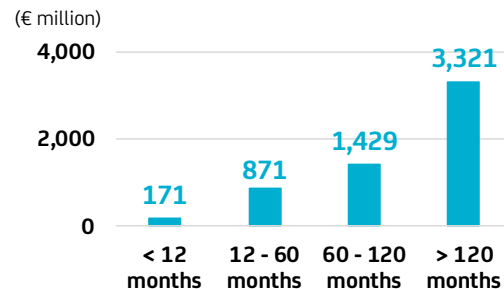


Public Sector Cover Pool

Maturity Structure of Cover Pool* and Issues

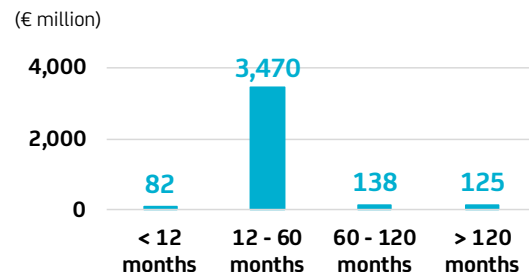
Maturity of assets in the cover pool – September 2021

Maturity of Assets in the Cover Pool**	Total	
	€/mn	%
< 12 months	171	3.0%
12 - 60 months	871	15.0%
12 - 36 months	192	3.3%
36 - 60 months	679	11.7%
60 - 120 months	1,429	24.7%
> 120 months	3,321	57.3%
Total	5,792	100%



Maturity of issued covered bonds – September 2021

Maturity of Issued Covered Bonds	Total	
	€/mn	%
< 12 months	82	2.1%
12 - 60 months	3,470	91.0%
12 - 36 months	1,265	33.2%
36 - 60 months	2,205	57.8%
60 - 120 months	138	3.6%
> 120 months	125	3.3%
Total	3,815	100%



* Without substitute cover

** Without consideration of the repayment



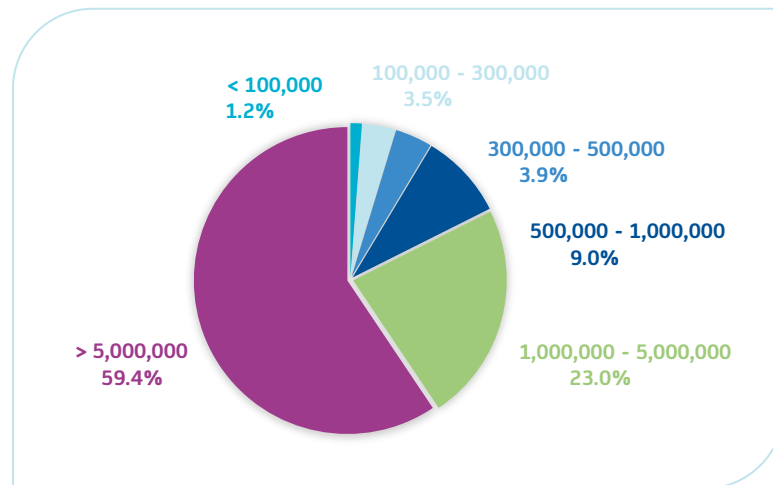
Public Sector Cover Pool

Volume* breakdown by Size of Assets

Public Sector CB

Breakdown by size of assets – September 2021

Volume Breakdown by Size of Assets	Total	
	€/mn	Number
< 300,000	269	2,772
< 100,000	69	1,685
100,000 - 300,000	200	1,087
300,000 - 5,000,000	2,078	1,992
300,000 - 500,000	227	577
500,000 - 1,000,000	519	729
1,000,000 - 5,000,000	1,332	686
> 5,000,000	3,445	152
Total	5,792	4,916



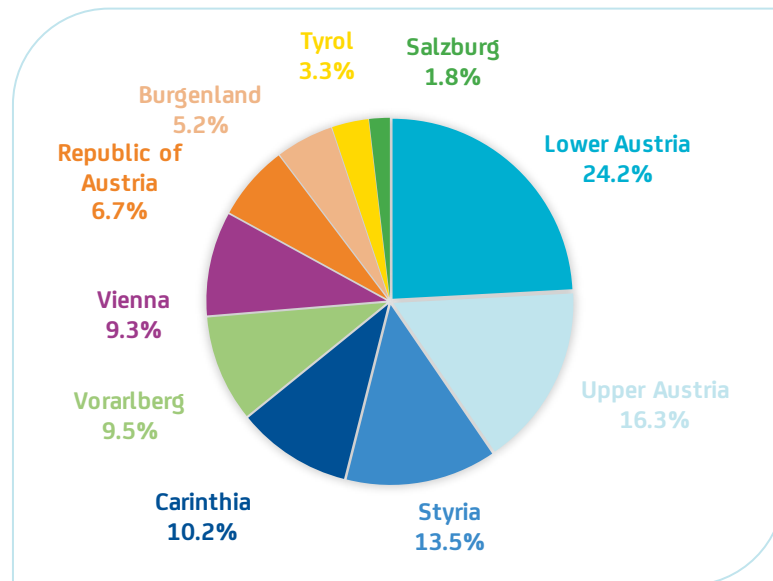
Public Sector Cover Pool

Regional Breakdown of Assets* in Austria

Public Sector CB

Regional Breakdown Austria – September 2021

Regional Breakdown Austria	Total	
	€/mn	%
Lower Austria	1,399	24.2%
Upper Austria	945	16.3%
Styria	780	13.5%
Carinthia	592	10.2%
Vorarlberg	552	9.5%
Vienna	538	9.3%
Republic of Austria	389	6.7%
Burgenland	299	5.2%
Tyrol	191	3.3%
Salzburg	107	1.8%
Total Austria	5,792	100%



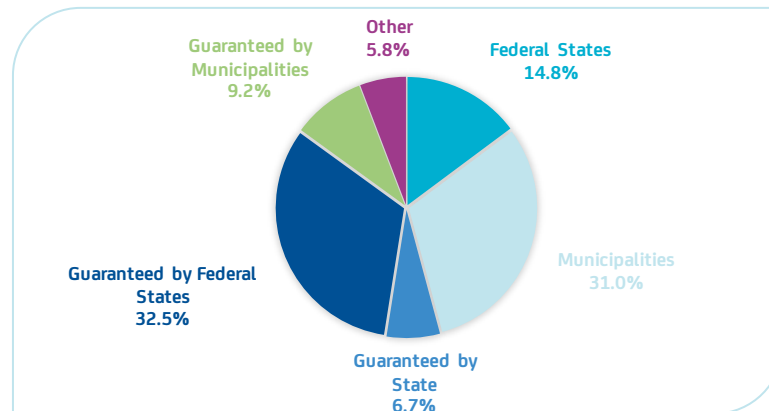
Public Sector Cover Pool

Assets Volume* Breakdown by Type of Debtor / Guarantor

Public Sector CB

Breakdown by type of debtor/guarantor – September 2021

Assets: Type of Debtor / Guarantor	Total	
	€/mn	Number
Federal States	857	22
Municipalities	1,794	2,498
Guaranteed by State	389	1,057
Guaranteed by Federal States	1,883	384
Guaranteed by Municipalities	531	515
Other	338	440
Total	5,792	4,916



Agenda

Public Sector Covered Bonds of Bank Austria

Mortgage Covered Bonds of Bank Austria

Fundierte Bankschuldverschreibungen



Executive Summary

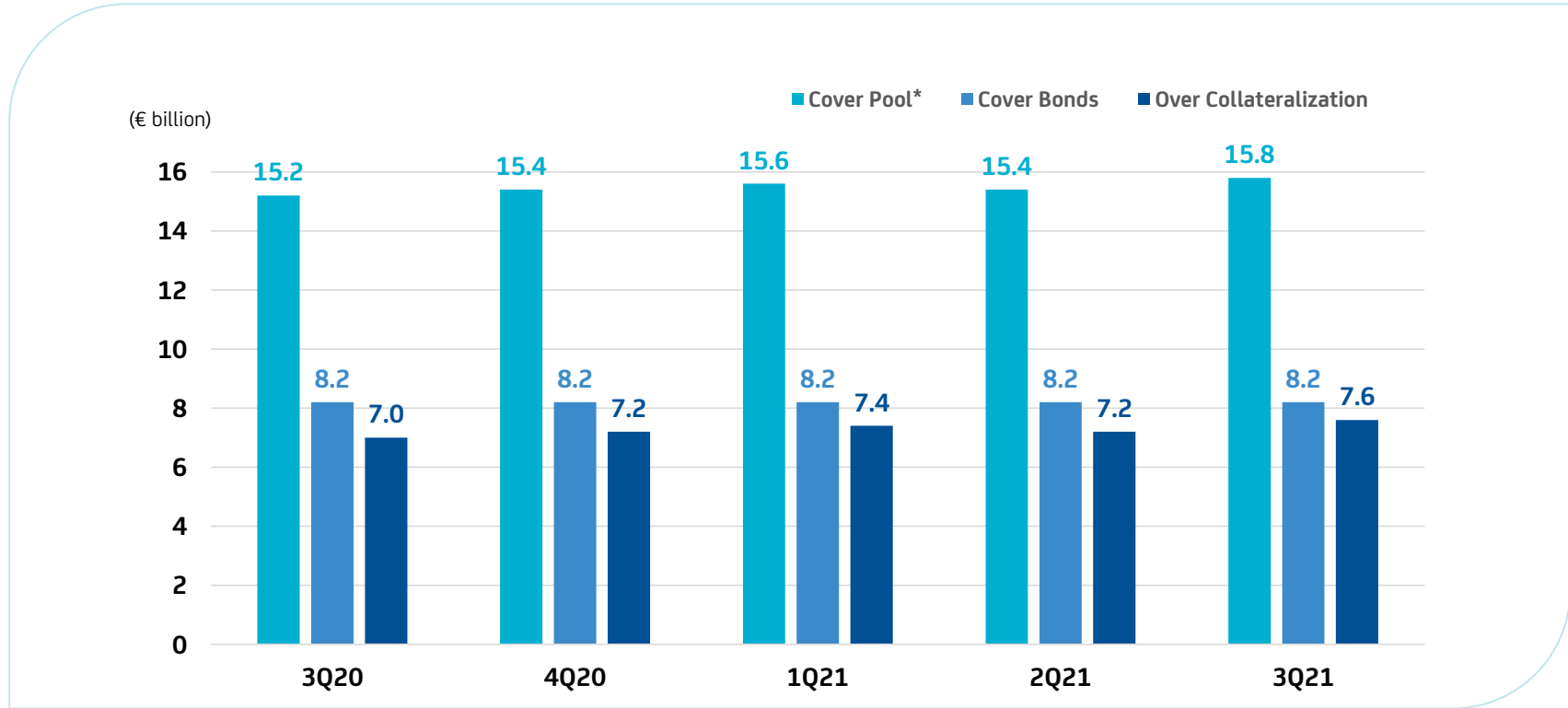
Bank Austria Mortgage Cover Pool

- **Aaa Rating by Moody's**
- The **Mortgage Cover Pool** is characterized by a **simple and transparent structure**:
 - focus on **Austrian mortgages only**
 - reporting based on the whole loan principal
- **Benefit:**
 - **pure Austrian risk offer** to our investor base
 - no blending of risk, diversification to be decided by investor
 - simple pricing logic and valuation
- **Decrease of total value of CHF cover assets** over the last six years (3Q15: € 1,681 mn – 3Q21: € 743 mn; no new CHF assets since 2010)
- Increase of the cover pool (approx. € 600 mn over the last 12 months), primarily by residential mortgages
- **ECBC Covered Bond Label** has been granted to the BA Mortgage Cover Pool



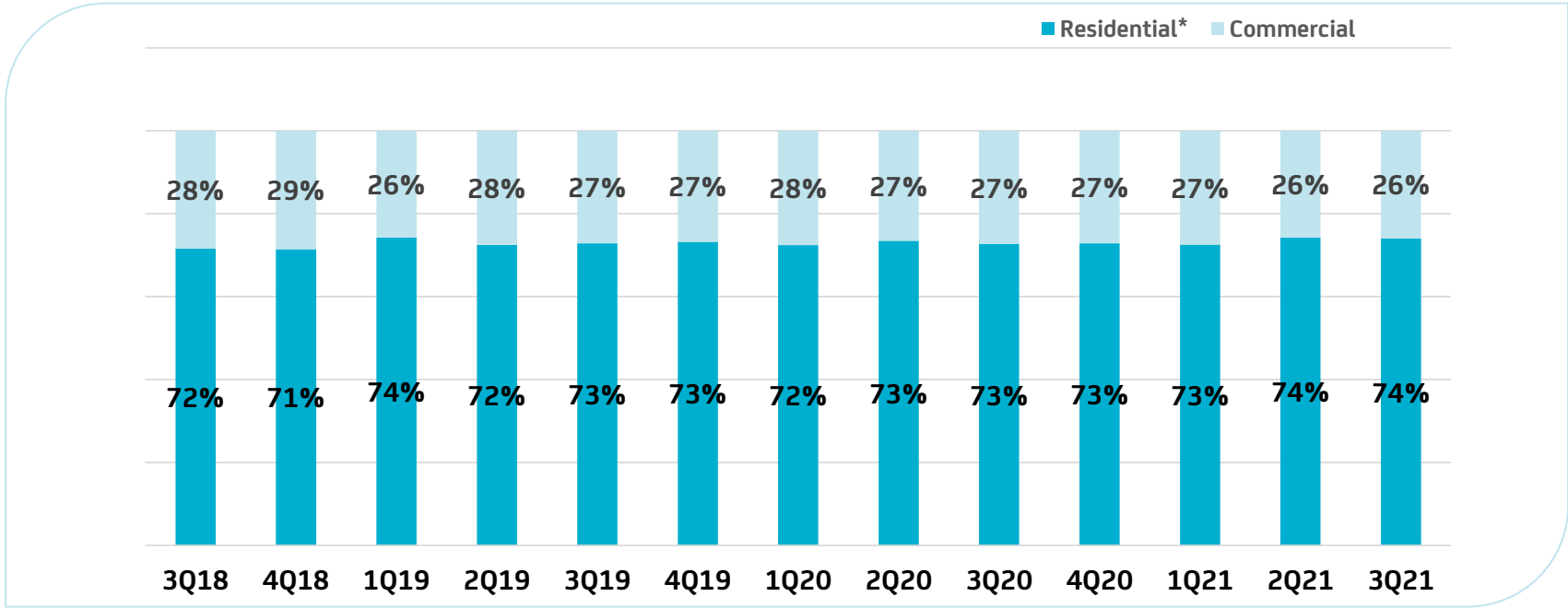
Mortgage Cover Pool

Yearly development



Mortgage Cover Pool

Breakdown by type of use - Historical trend



- Majority of cover pool consists of residential mortgages which increased steadily during the last three years



Mortgage Cover Pool

Parameters of Cover Pool* and Issues

<i>Parameters of Cover Pool</i>	<i>3Q21</i>
Weighted Average Life (in years incl. Amortization)	9.6
Contracted Weighted Average Life (in years)	16.4
Average Seasoning (in years)	6.1
Total Number of Loans	57,684
Total Number of Debtors	49,979
Total Number of Mortgages	52,859
Average Volume of Loans (in €/mn)	0.3
Stake of 10 Biggest Loans	10.0%
Stake of 10 Biggest Debtors	10.9%
Stake of Bullet Loans	17.2%
Stake of Fixed Interest Loans	34.8%
Amount of Loans 90 Days Overdue (in €/mn)	-
Average Interest Rate	1.0%

<i>Parameters of Issues</i>	<i>3Q21</i>
Total Number	76
Average Residual Maturity (in years)	4.7
Average Volume (in €/mn)	107.7

- Total Value of the **Cover Pool*** as of **30 September 2021** (€-equivalent): **15,806 mn**
 - thereof in €: 14,713 mn (93.1%)
 - thereof in CHF: 743 mn (4.7%)
 - thereof substitute cover in €: 350 mn (2.2%)
- **Moody's Rating: Aaa**

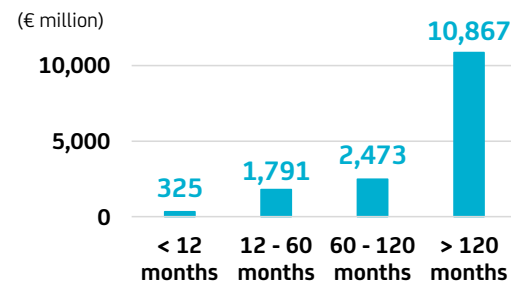


Mortgage Cover Pool

Maturity Structure of Cover Pool* and Issues

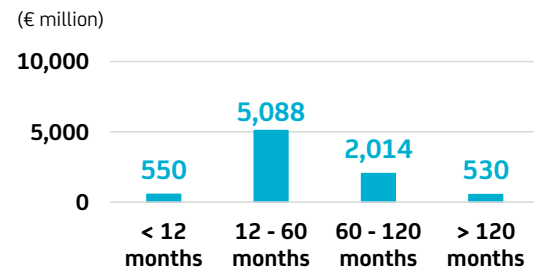
Maturity of assets in the cover pool – September 2021

Maturity of Assets in the Cover Pool**	Total		Commercial		Residential	
	€/mn	%	€/mn	%	€/mn	%
< 12 months	325	2.1%	262	6.5%	63	0.5%
12 - 60 months	1,791	11.6%	1,201	29.7%	589	5.2%
12 - 36 months	775	5.0%	433	10.7%	342	3.0%
36 - 60 months	1,016	6.6%	768	19.0%	247	2.2%
60 - 120 months	2,473	16.0%	1,125	27.9%	1,348	11.8%
> 120 months	10,867	70.3%	1,446	35.9%	9,422	82.5%
Total	15,456	100%	4,034	100%	11,422	100%



Maturity of issued covered bonds – September 2021

Maturity of Issued Covered Bonds	Total	
	€/mn	%
< 12 months	550	6.7%
12 - 60 months	5,088	62.2%
12 - 36 months	2,447	29.9%
36 - 60 months	2,641	32.3%
60 - 120 months	2,014	24.6%
> 120 months	530	6.5%
Total	8,183	100%



* Without substitute cover (consists of cash deposit)

** Without consideration of the repayment

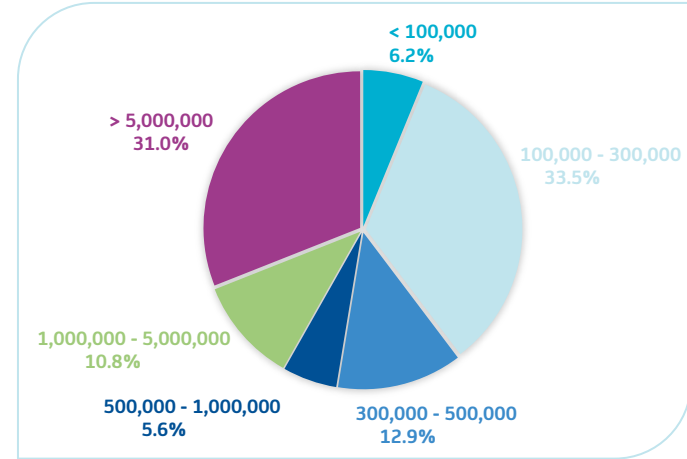


Mortgage Cover Pool

Assets Volume* Breakdown

Mortgage CB

Volume Breakdown by Size of Mortgages	Total		Commercial		Residential	
	€/mn	Number	€/mn	Number	€/mn	Number
< 300,000	6,136	45,063	73	525	6,063	44,538
< 100,000	951	16,698	10	180	941	16,518
100,000 - 300,000	5,185	28,365	63	345	5,122	28,020
300,000 - 5,000,000	4,525	7,574	499	437	4,026	7,137
300,000 - 500,000	1,987	5,439	51	131	1,936	5,308
500,000 - 1,000,000	864	1,302	95	133	769	1,169
1,000,000 - 5,000,000	1,674	833	353	173	1,321	660
> 5,000,000	4,795	222	3,462	115	1,333	107
Total	15,456	52,859	4,034	1,077	11,422	51,782



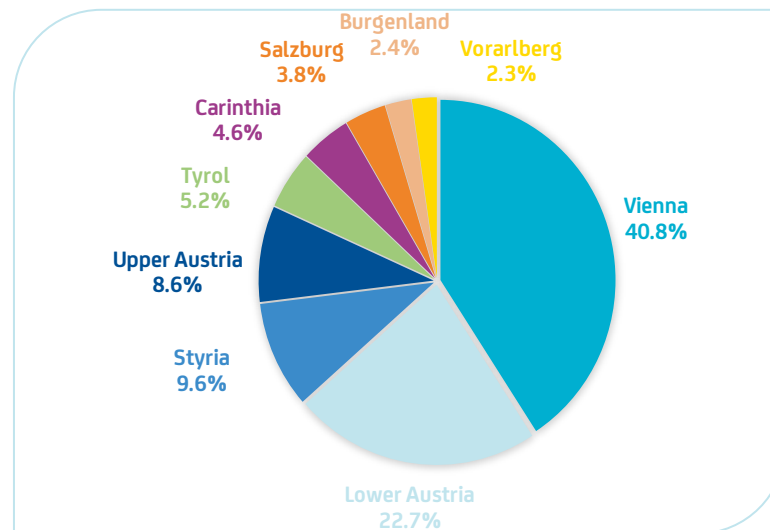
Mortgage Cover Pool

Regional Breakdown* of Mortgages in Austria

Mortgage CB

Regional Breakdown Austria – September 2021

Regional Breakdown Austria	Total	
	€/mn	%
Vienna	6,342	40.8%
Lower Austria	3,501	22.7%
Styria	1,477	9.6%
Upper Austria	1,331	8.6%
Tyrol	798	5.2%
Carinthia	703	4.6%
Salzburg	581	3.8%
Burgenland	370	2.4%
Vorarlberg	352	2.3%
Total Austria	15,456	100%



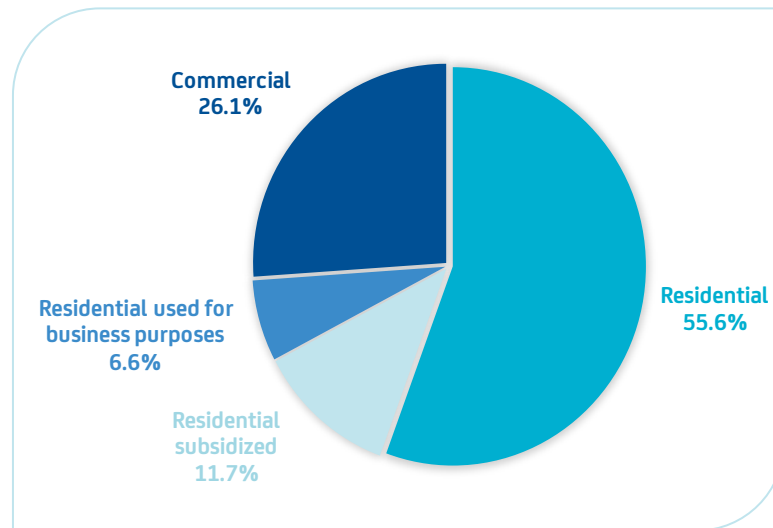
Mortgage Cover Pool

Breakdown* by Type of Use and LTV

Mortgage CB

Breakdown by type of use – September 2021

Mortgages Breakdown by Type of Use	Total	
	€/mn	Number
Residential	8,596	48,641
Residential subsidized	1,800	2,010
Residential used for business purposes	1,026	1,131
Commercial	4,034	1,077
thereof Office	1,767	177
thereof Trade	1,021	61
thereof Tourism	368	124
thereof Agriculture	54	281
thereof mixed Use / Others	824	434
Total	15,456	52,859



	Residential	Commercial	Total
Total	11,422	4,034	15,456
Weighted Average LTV	49.0%	50.1%	49.3%

* Without substitute cover (consists of cash deposit)
LTV = Loan-to-Value (ratio)



Mortgage Cover Pool

Breakdown* by Type of Use

- Bank Austria's Mortgage **Cover Pool Value** accounts for **€ 15,456 mn** as of 30 September 2021 (without substitute cover)
- **All mortgages in cover pool are located in Austria**
 - The main concentration is in the City of Vienna (40.8%) and the state of Lower Austria (22.7%)
- **Breakdown of cover pool by type of use:**
 - 73.9% residential real estate (thereof 11.7% subsidized)
 - 26.1% commercial real estate, of which:
 - Office 11.4%
 - Trade 6.6%
 - Tourism 2.4%
 - Agriculture 0.4%
 - Other / Mixed use 5.3%



Agenda

Public Sector Covered Bonds of Bank Austria

Mortgage Covered Bonds of Bank Austria

Fundierte Bankschuldverschreibungen



Executive Summary Bank Austria

Cover Pool of "Fundierte Bankschuldverschreibungen"

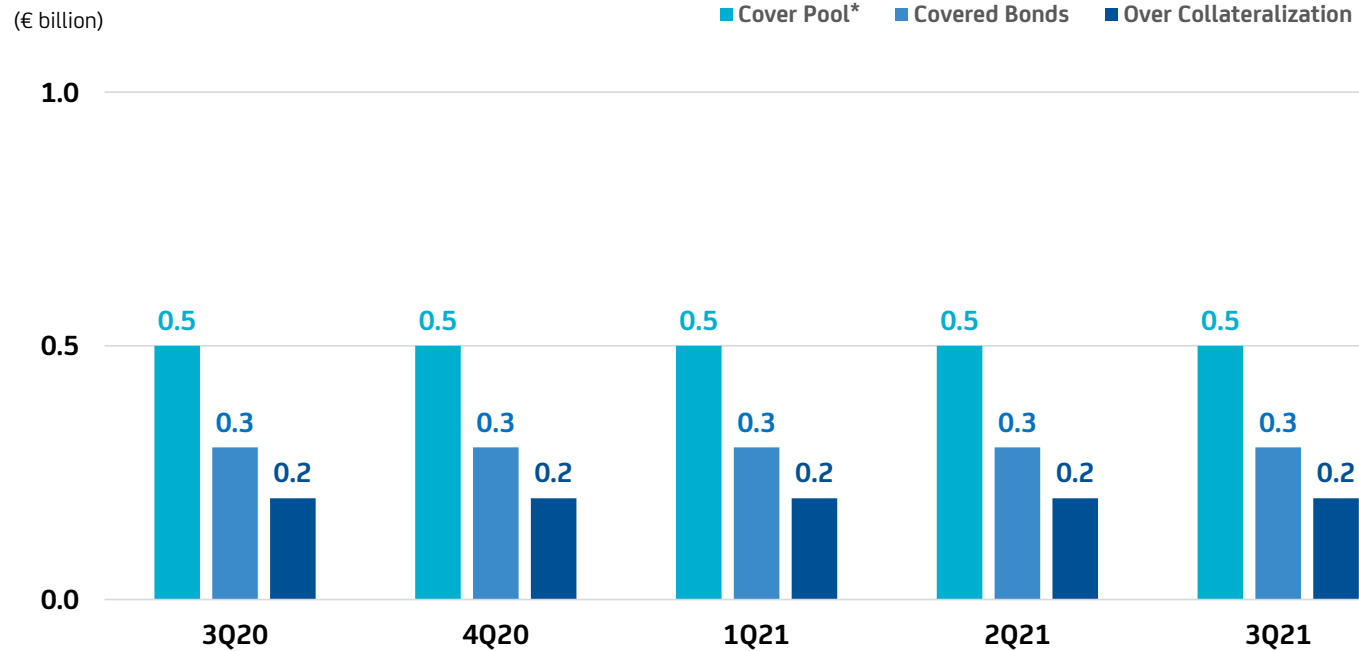
- The cover pool of "Fundierte Bankschuldverschreibungen" includes **only mortgages from member states of the European Economic Area and Switzerland**
- Borrowers are mostly Austrian and international real estate companies, respectively their local subsidiaries
- Cover Pool Volume* as of **30 September 2021** amounts to **€ 460 mn**
- Average volume of loans is approx. **€ 6.4 mn**
- Average seasoning is **8.2 years**
- Currently, there is no rating by a rating agency



Cover Pool of "Fundierte Bankschuldverschreibungen"

Yearly development

Fundierte Bank-SV



Cover Pool of "Fundierte Bankschuldverschreibungen"

Parameters of Cover Pool* and Issues

Fundierte Bank-SV

<i>Parameters of Cover Pool</i>	<i>3Q21</i>
Weighted Average Life (in years incl. Amortization)	2.5
Contracted Weighted Average Life (in years)	3.2
Average Seasoning (in years)	8.2
Total Number of Loans	72
Total Number of Debtors	53
Total Number of Mortgages	84
Average Volume of Loans (in €/mn)	6.4
Stake of 10 Biggest Loans	72.0%
Stake of 10 Biggest Debtors	74.9%
Stake of Bullet Loans	2.2%
Stake of Fixed Interest Loans	47.4%
Amount of Loans 90 Days Overdue (in €/mn)	-
Average Interest Rate	1.6%

<i>Parameters of Issues</i>	<i>3Q21</i>
Total Number	1
Average Residual Maturity (in years)	1.2
Average Volume (in €/mn)	250.0

- Total Value of the Cover Pool* as of **30 September 2021**
(€-equivalent): **460 mn**
 - thereof in €: 460 mn (100%)

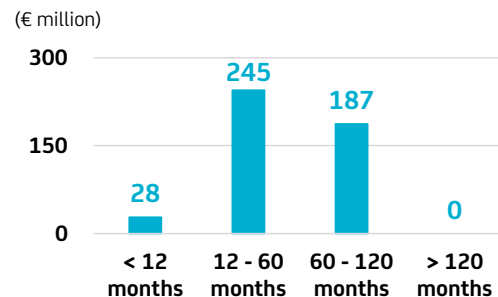


Cover Pool of "Fundierte Bankschuldverschreibungen"

Maturity Structure of Cover Pool* and Issues

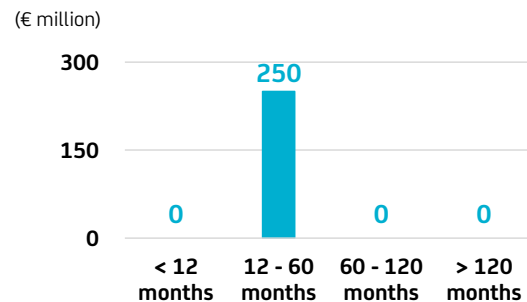
Maturity of assets in the cover pool – September 2021

Maturity of Assets in the Cover Pool**	Total	
	€/mn	%
< 12 months	28	6.0%
12 - 60 months	245	53.3%
12 - 36 months	185	40.3%
36 - 60 months	60	13.0%
60 - 120 months	187	40.7%
> 120 months	0	0.0%
Total	460	100%



Maturity of issued covered bonds – September 2021

Maturity of Issued Covered Bonds	Total	
	€/mn	%
< 12 months	0	0.0%
12 - 60 months	250	100.0%
12 - 36 months	250	100.0%
36 - 60 months	0	0.0%
60 - 120 months	0	0.0%
> 120 months	0	0.0%
Total	250	100%



* Including substitute cover

** Without consideration of repayment



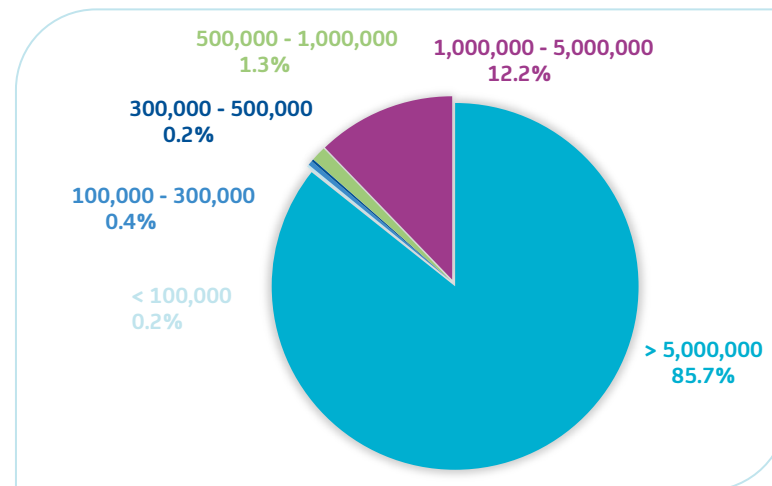
Cover Pool of "Fundierte Bankschuldverschreibungen"

Assets Volume* Breakdown

Fundierte Bank-SV

Volume Breakdown by Size of Mortgages – September 2021

Volume Breakdown by Size of Loans	Total	
	€/mn	Number
< 300,000	3	21
< 100,000	1	9
100,000 - 300,000	2	12
300,000 - 5,000,000	63	34
300,000 - 500,000	1	3
500,000 - 1,000,000	6	8
1,000,000 - 5,000,000	56	23
> 5,000,000	394	17
Total	460	72



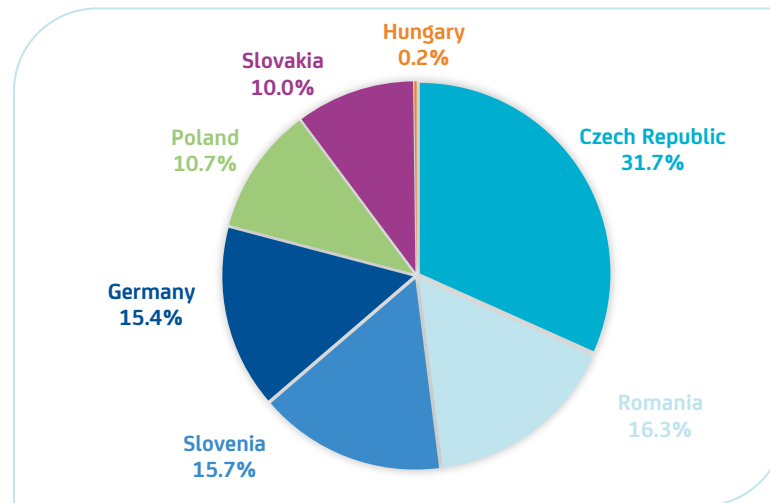
Cover Pool of "Fundierte Bankschuldverschreibungen"

Regional Breakdown of Mortgages in EU*

Fundierte Bank-SV

Regional Breakdown EU – September 2021

Regional Breakdown EU	Total	
	€/mn	%
Austria	0	0.0%
Czech Republic	146	31.7%
Romania	75	16.3%
Slovenia	72	15.7%
Germany	71	15.4%
Poland	49	10.7%
Slovakia	46	10.0%
Hungary	1	0.2%
Total EU	460	100%



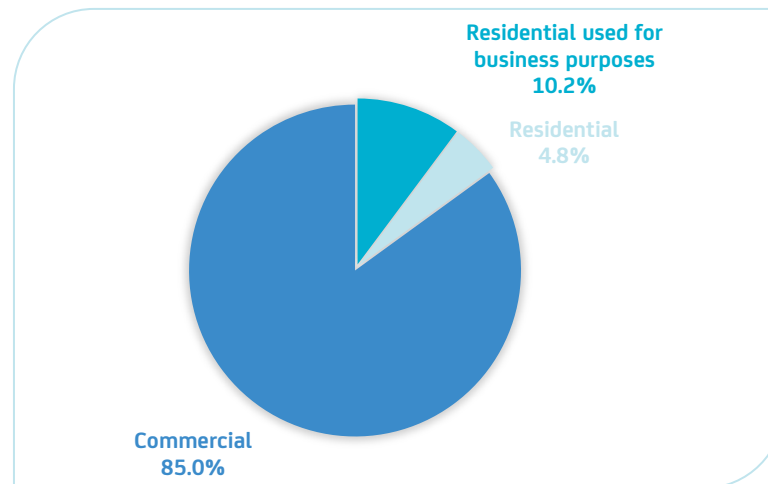
Cover Pool of "Fundierte Bankschuldverschreibungen"

Breakdown by Type of Use*

Fundierte Bank-SV

Breakdown by type of use – September 2021

Mortgages Breakdown by Type of Use	Total	
	€/mn	Number
Residential used for business purposes	47	35
Residential	22	17
Commercial	391	32
thereof Office	149	9
thereof Trade	199	16
thereof Tourism	15	2
thereof Agriculture	0	0
thereof mixed Use / Others	28	5
Total	460	84



Cover Pool of "Fundierte Bankschuldverschreibungen"

Breakdown by Type of Use

- Bank Austria's Mortgage **Cover Pool Value** accounts for **€ 460** mn as of 30 September 2021 (incl. substitute cover)
- **All mortgages in cover pool are located outside Austria**
 - Main concentration in Czech Republic (31.7%) and Romania (16.3%)
- **Breakdown of cover pool by type of use:**
 - 15.0% residential real estate (thereof 0% subsidized)
 - 85.0% commercial real estate, divided as follows:
 - Office 32.3%
 - Trade 43.3%
 - Tourism 3.3%
 - Other / Mixed use 6.1%



Your Contacts

CFO Finance

UniCredit Bank Austria AG

Giuseppe Sapienza

Head of Finance

Phone: +43 (0)50505 82641

giuseppe.sapienza@unicreditgroup.at

Gabriele Wiebogen

Senior Advisor - Finance

Phone: +43 (0)50505 82337

gabriele.wiebogen@unicreditgroup.at

Erich Sawinsky

Head of Cover Pool Management

Tel. +43 (0)50505 82673

erich.sawinsky@unicreditgroup.at

Cristian Chetran

Head of Strategic Funding & Balance Sheet
Management

Phone: +43 (0)50505 54232

cristian.chetran@unicreditgroup.at

Andrea Pavoncello

Head of Strategic Funding & Investments

Phone: +43 (0)50505 58220

andrea.pavoncello@unicreditgroup.at

CFO Accounting, Reporting, Tax & Corporate Relations

UniCredit Bank Austria AG

Günther Stromenger

Head of Corporate Relations

Phone: +43 (0)50505 57232

guenther.stromenger@unicreditgroup.at

Imprint

UniCredit Bank Austria AG

CFO Finance

Rothschildplatz 1

A-1020 Vienna



Disclaimer

The information in this publication is based on carefully selected sources believed to be reliable. However we do not make any representation as to its accuracy or completeness. Any opinions herein reflect our judgement at the date hereof and are subject to change without notice. Any investments presented in this report may be unsuitable for the investor depending on his or her specific investment objectives and financial position. Any reports provided herein are provided for general information purposes only, do not constitute any advice, solicitation or recommendation to buy or sell any securities and cannot substitute the obtaining of independent financial advice. Private investors should obtain the advice of their banker/broker about any investments concerned prior to making them. Nothing in this publication is intended to create contractual obligations. Corporate & Investment Banking of UniCredit Group consists of UniCredit Bank AG, Munich, UniCredit Bank Austria AG, Vienna, UniCredit S.p.A., Rome and other members of the UniCredit Group. UniCredit Bank AG is regulated by the German Financial Supervisory Authority (BaFin), UniCredit Bank Austria AG is regulated by the Austrian Financial Market Authority (FMA) and UniCredit S.p.A. is regulated by both the Banca d'Italia and the Commissione Nazionale per le Società e la Borsa (CONSOB).

Note to UK Residents:

In the United Kingdom, this publication is being communicated on a confidential basis only to clients of Corporate & Investment Banking of UniCredit Group (acting through UniCredit Bank AG, London Branch) who (i) have professional experience in matters relating to investments being investment professionals as defined in Article 19(5) of the Financial Services and Markets Act 2000 (Financial Promotion) Order 2005 ("FPO"); and/or (ii) are falling within Article 49(2) (a) – (d) ("high net worth companies, unincorporated associations etc.") of the FPO (or, to the extent that this publication relates to an unregulated collective scheme, to professional investors as defined in Article 14(5) of the Financial Services and Markets Act 2000 (Promotion of Collective Investment Schemes) (Exemptions) Order 2001 and/or (iii) to whom it may be lawful to communicate it, other than private investors (all such persons being referred to as "Relevant Persons"). This publication is only directed at Relevant Persons and any investment or investment activity to which this publication relates is only available to Relevant Persons or will be engaged in only with Relevant Persons. Solicitations resulting from this publication will only be responded to if the person concerned is a Relevant Person. Other persons should not rely or act upon this publication or any of its contents.

The information provided herein (including any report set out herein) does not constitute a solicitation to buy or an offer to sell any securities. The information in this publication is based on carefully selected sources believed to be reliable but we do not make any representation as to its accuracy or completeness. Any opinions herein reflect our judgement at the date hereof and are subject to change without notice.

We and/or any other entity of Corporate & Investment Banking of UniCredit Group may from time to time with respect to securities mentioned in this publication (i) take a long or short position and buy or sell such securities; (ii) act as investment bankers and/or commercial bankers for issuers of such securities; (iii) be represented on the board of any issuers of such securities; (iv) engage in "market making" of such securities; (v) have a consulting relationship with any issuer. Any investments discussed or recommended in any report provided herein may be unsuitable for investors depending on their specific investment objectives and financial position. Any information provided herein is provided for general information purposes only and cannot substitute the obtaining of independent financial advice.

UniCredit Bank AG, London Branch is regulated by the Financial Services Authority for the conduct of business in the UK as well as by BaFin, Germany.

Notwithstanding the above, if this publication relates to securities subject to the Prospectus Directive (2005) it is sent to you on the basis that you are a Qualified Investor for the purposes of the directive or any relevant implementing legislation of a European Economic Area ("EEA") Member State which has implemented the Prospectus Directive and it must not be given to any person who is not a Qualified Investor. By being in receipt of this publication you undertake that you will only offer or sell the securities described in this publication in circumstances which do not require the production of a prospectus under Article 3 of the Prospectus Directive or any relevant implementing legislation of an EEA Member State which has implemented the Prospectus Directive.

Note to US Residents:

The information provided herein or contained in any report provided herein is intended solely for institutional clients of Corporate & Investment Banking of UniCredit Group acting through UniCredit Bank AG, New York Branch and UniCredit Capital Markets, Inc. (together "UniCredit") in the United States, and may not be used or relied upon by any other person for any purpose. It does not constitute a solicitation to buy or an offer to sell any securities under the Securities Act of 1933, as amended, or under any other US federal or state securities laws, rules or regulations.

Investments in securities discussed herein may be unsuitable for investors, depending on their specific investment objectives, risk tolerance and financial position.

In jurisdictions where UniCredit is not registered or licensed to trade in securities, commodities or other financial products, any transaction may be effected only in accordance with applicable laws and legislation, which may vary from jurisdiction to jurisdiction and may require that a transaction be made in accordance with applicable exemptions from registration or licensing requirements.

All information contained herein is based on carefully selected sources believed to be reliable, but UniCredit makes no representations as to its accuracy or completeness. Any opinions contained herein reflect UniCredit's judgement as of the original date of publication, without regard to the date on which you may receive such information, and are subject to change without notice.

UniCredit may have issued other reports that are inconsistent with, and reach different conclusions from, the information presented in any report provided herein. Those reports reflect the different assumptions, views and analytical methods of the analysts who prepared them. Past performance should not be taken as an indication or guarantee of further performance, and no representation or warranty, express or implied, is made regarding future performance.

UniCredit and/or any other entity of Corporate & Investment Banking of UniCredit Group may from time to time, with respect to any securities discussed herein: (i) take a long or short position and buy or sell such securities; (ii) act as investment and/or commercial bankers for issuers of such securities; (iii) be represented on the board of such issuers; (iv) engage in "market-making" of such securities; and (v) act as a paid consultant or adviser to any issuer.

The information contained in any report provided herein may include forward-looking statements within the meaning of US federal securities laws that are subject to risks and uncertainties. Factors that could cause a company's actual results and financial condition to differ from its expectations include, without limitation: Political uncertainty, changes in economic conditions that adversely affect the level of demand for the company's products or services, changes in foreign exchange markets, changes in international and domestic financial markets, competitive environments and other factors relating to the foregoing. All forward-looking statements contained in this report are qualified in their entirety by this cautionary statement.

CFO Division

UniCredit Bank Austria AG, Vienna
as of November 12, 2021

This presentation was prepared by **UniCredit Bank Austria AG, Rothschildplatz 1, 1020 Vienna, Austria** (media owner and producer).

