

Bank Austria



Presentation to Fixed Income Investors

Investor Relations

Vienna, 23 August 2016

Welcome to
Bank Austria
Member of  **UniCredit**

Agenda

1 Overview Bank Austria

- **Business Model & Strategy**
- Profit & Loss
- Balance Sheet & Capital Ratios

2 Liquidity & Funding

- Funding Strategy & Position
- Transactions
- Cover Pool

3 Annex



Bank Austria – at a glance

1 2 3

Bank Austria Highlights as of 30 June 2016

Overview Bank Austria
Business Model & Strategy

- **Member of UniCredit since 2005**
- **Leading corporate bank** and **one of the largest retail banks** in Austria
- **~ 6,700 FTE** and **about 170 branches** in Austria with further reduction envisaged
- Management¹⁾ of the **leading banking network in CEE** in **13 countries**
- **~ 28,000 FTE** and **about 1,300 branches** in full CEE subsidiaries²⁾
- **Solid capital base** (11.7% CET1 Ratio)
- **Stable liquidity** with a perfect balance between customer loans and direct funding

	06/16	12/15
Total Assets	193.8	193.6
Customer Loans	118.2	116.4
Direct Funding	134.2	139.1
Equity	16.1	15.4
In € bn		

	2Q16	2Q15
Operating income	3,036	2,912
Operating costs	-1,495	-1,531
LLP	-290	-391
Net profit	626	490
In € mn		

RoE after tax	1.7%	
Cost / income ratio	49.2%	
CET1 capital ratio ³⁾	11.7%	
Total capital ratio ³⁾	15.5%	
Non-performing exposure ratio	3.4%	
Coverage ratio	58.7%	
Cost of risk	49bp	
S&P	BBB	A-2
Moody's	Baa2	P-2
Fitch	BBB+	F2
Market share loans / deposits Austria ⁴⁾	14.6 % / 14.1 %	
Market share loans / deposits CEE ⁵⁾	5.7% / 5.4%	

1) According to the "Strategic Plan of UniCredit" published on 11 Nov. 2015, CEE business to be transferred under the management of UniCredit SpA by end of 2016;

2) plus a further ~ 19,000 FTE and ~ 1,000 branches in Turkey (the 41%-stake now being consolidated at equity); 3) Capital ratios based on all risks; Basel 3 (transitional) and IFRSs; end of period;

4) As of May 2016; 5) As of May 2016

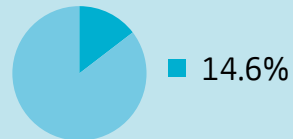


Bank Austria's Market Shares¹⁾ in the Domestic Customer Business (as of May 2016)

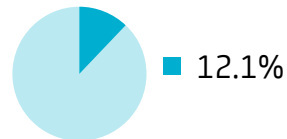
1 2 3

Overview Bank Austria
Business Model & Strategy

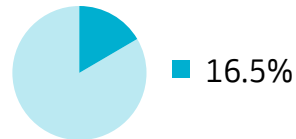
Loans TOTAL



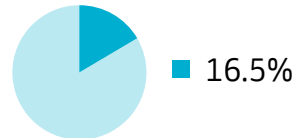
• Retail Loans



• Corporate Loans

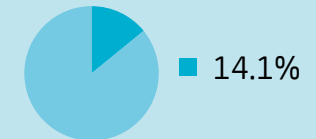


• Public Sector Loans

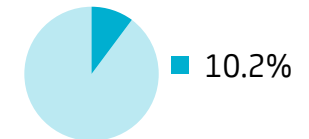


• Funds²⁾

Deposits TOTAL



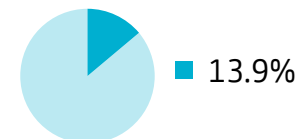
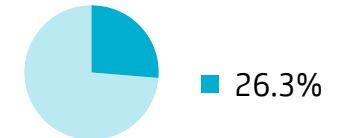
• Retail Deposits



• Corporate Deposits



• Public Sector Deposits



**Very efficient network structure to cover the important size of customer share
with only 5% of all bank branches in Austria**

¹⁾ UniCredit Bank Austria AG

²⁾ Pioneer Investments Austria + Bank Austria real estate funds

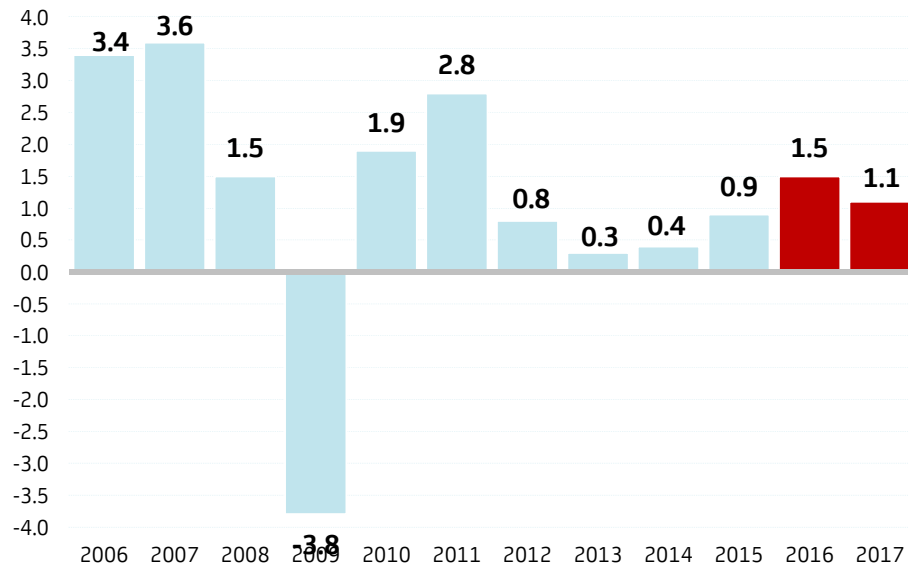


Economic Conditions in Austria

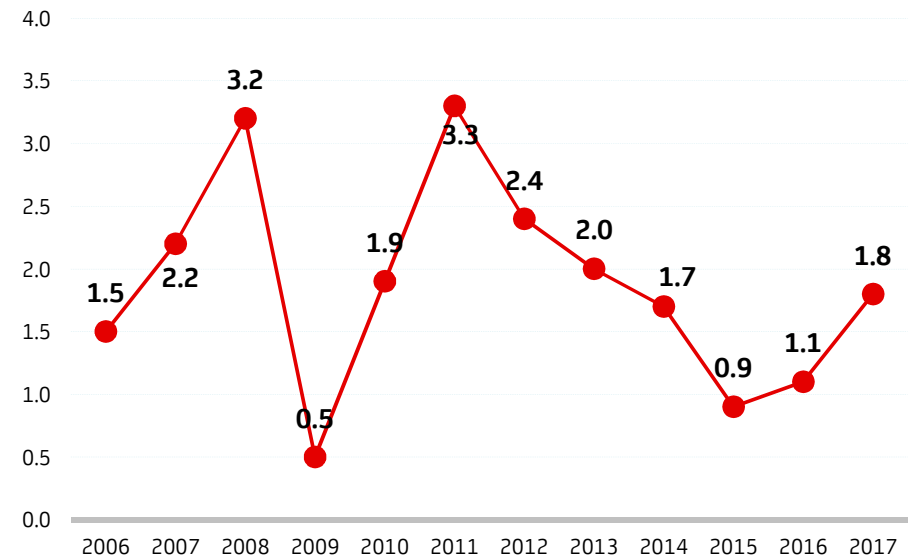
1 2 3

Overview Bank Austria
Business Model & Strategy

Austrian economic growth YoY in %

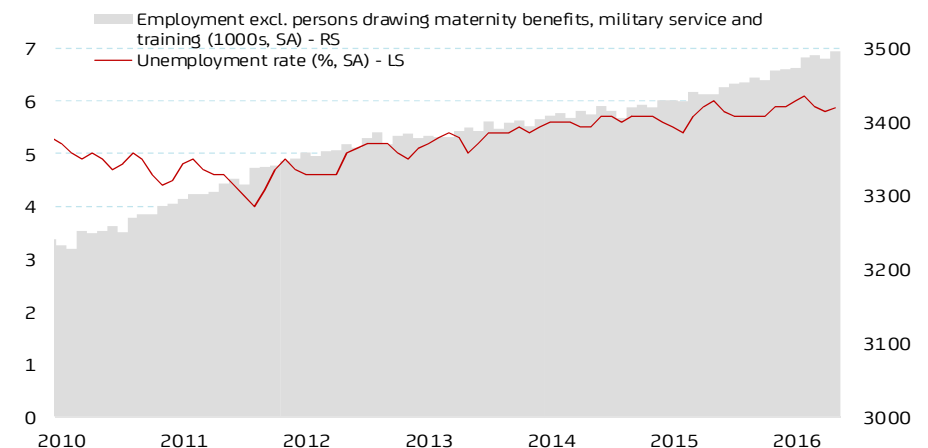


Austrian inflation rate YoY in %



- Economic growth accelerated at the beginning of 2016 after a quarter-on-quarter 0.2% rise in GDP at the end of 2015. GDP expanded by 0.8% in the first quarter 2016 compared to the previous quarter.
- In the second half of the year, the uncertainty triggered by the UK's decision to leave the EU will impact economic growth. As the somewhat weaker growth in the latter half of 2016 will be offset by the better-than-expected economic performance in the first six months, we are still looking for economic growth of 1.5% for 2016 as a whole.
- While inflation was driven by rising rentals as well as hotel and restaurant prices, the dampening effect of lower oil prices decreased. The inflation rate is expected to accelerate slightly yoy in autumn. For 2016 as a whole we expect inflation to average 1.1 per cent. Since the labor supply will continue to grow, we still foresee an increase in the unemployment rate up to even 6% on average for 2016.

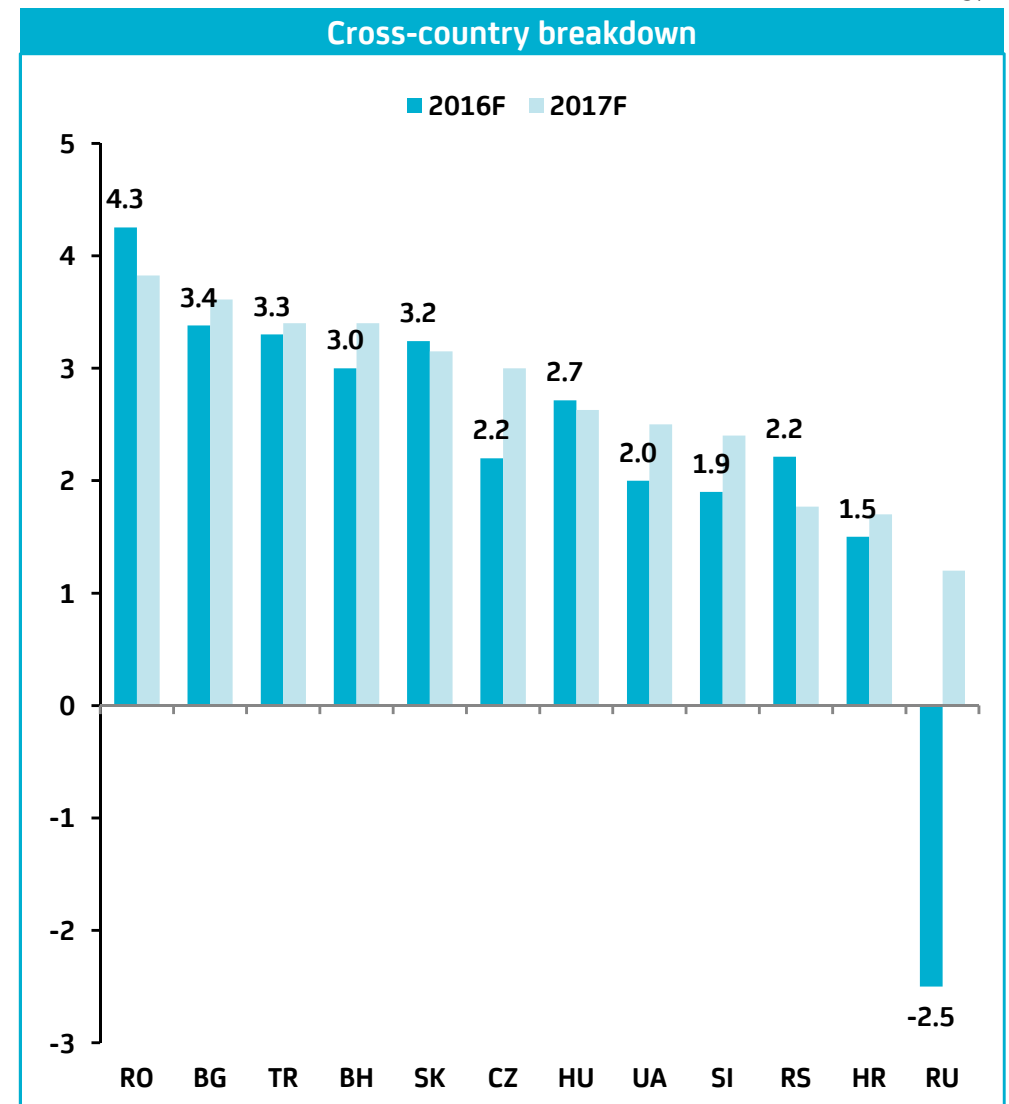
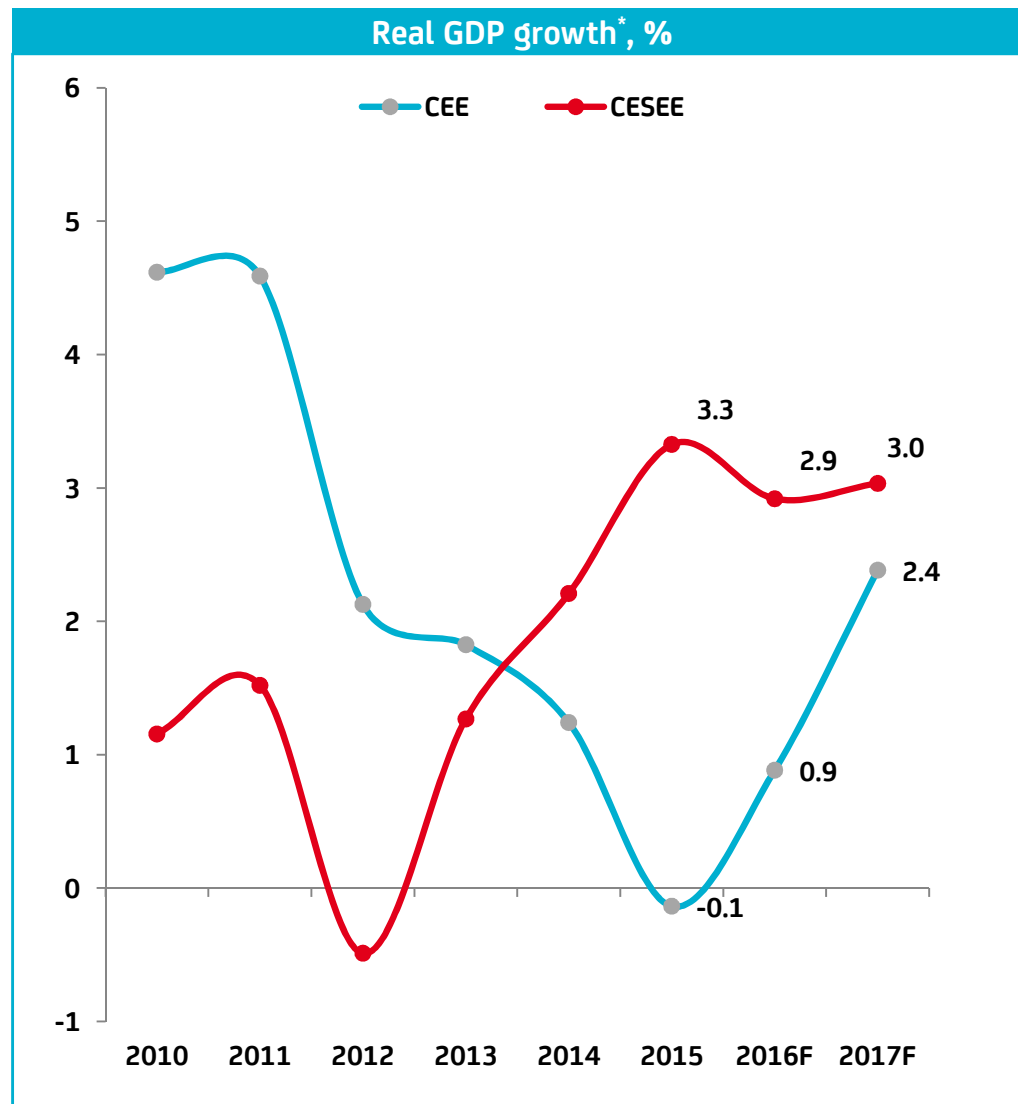
Employment and unemployment rate



Economic growth in CESEE to continue on its recovery path, while in CEE it is picking up slowly due to developments in Russia

1 2 3

Overview Bank Austria
Business Model & Strategy



The GDP forecasts are from the CEE Quarterly published by UniCredit Research in March 2016

CEE: BG: Bulgaria, BH: Bosnia and Herzegovina, CZ: Czech Republic, HR: Croatia, HU: Hungary, RO: Romania, RS: Serbia, RU: Russia, SI: Slovenia, SK: Slovak Republic, TR: Turkey, UA: Ukraine; CESEE:

CEE excluding Russia, Turkey, Ukraine

Source: UniCredit Research, UniCredit CEE Strategic Analysis



The Leading Network in Central & Eastern Europe

Broad presence of Bank Austria in CEE Region

1 2 3



Overview Bank Austria Business Model & Strategy

	Ranking	Market Share	Total Assets (€ mn)	Customer Loans (€ mn)	Primary Funds (€ mn)	Branches
Russia	9	2%	17,813	10,659	12,410	101
Czech Republic	4	10%	23,336	13,751	16,018	184
Slovakia ¹⁾	5	7%	-	-	-	-
Croatia	1	26%	14,278	9,810	10,238	134
Bulgaria	1	19%	9,748	5,293	6,935	178
Romania	6	8%	7,593	5,045	4,310	183
Hungary	3	7%	7,755	3,379	4,418	56
Ukraine ("held for sale") ²⁾	7	4%	-	-	-	239
Slovenia	4	7%	2,643	1,770	1,830	26
Bosnia & Herzegovina	1	23%	3,008	1,887	2,157	118
Serbia	3	10%	2,603	1,648	1,371	71
CEE Division (excl. Turkey) at equity consolidated			94,554	59,242	59,736	²⁾ 2,241
Turkey ³⁾	5	10%	31,151	21,878	19,564	1,022
CEE Division (incl. Turkey)			125,705	81,120	79,299	²⁾ 3,263

Rep. Offices: Macedonia, Montenegro, Belarus (Representative Office of UniCredit Russia)

Note: Data as of 30 June 2016, ranking and market share as of March 2016

1) Since 1 Dec. 2013, foreign branch of UniCredit Bank Czech Republic and Slovakia

2) Due to "held for sale" status, data related to Ukraine is included only in the calculation for number of branches.

3) Turkey consolidated at equity as from 2014

- The leading player in CEE: # 1 by assets, branches and net profit
- ~ € 60 bn Direct funding ^{*)}
- ~ 1,300 branches ^{**) and ~ 28,000 FTE ^{**))}}
- Within top 5 in ~10 Countries


^{*)} excl. Turkey (consolidated at equity), Ukraine (held for sale)

^{**) excl. ~1,000 branches and ~19,000 FTE of Turkish Joint Venture}



SmartBanking

Transformation based on new business model is making rapid progress



- **Branch concept** with **extended opening hours** (9 a.m. to 6 p.m.), **advanced design** and **new service model**
- **Advisory** services intensified
- **Services provided** by a team and highly specialised experts **via video conference**
- **Online branch** with **more than 100 employees** for SmartBanking (extended opening hours from 8 a.m. to 8 p.m.) delivers **a bank branch to every customer's home and smartphone**
- About **1,000 advisory talks via video telephony** per month
- State-of-the-art online shop which delivers all relevant products on a **24/7 basis**

Rating Overview

1 2 3

Overview Bank Austria
Business Model & Strategy

	Moody's			S&P			Fitch		
	Long-Term	Short-Term	Subordinated ¹⁾	Long-Term	Short-Term	Subordinated ¹⁾	Long-Term	Short-Term	Subordinated ¹⁾
Bank Austria ²⁾	Baa2 Review for Upgrade	P-2	Ba2	BBB Negative	A-2	BB+	BBB+	F2	-
UniCredit S.p.A.	Baa1 Stable	P-2	Ba1	BBB- Stable	A-3	BB	BBB+	F2	BBB
Public Sector Covered Bond	Aaa			-			-		
Mortgage Covered Bond	Aaa			-			-		

(as of 4 August 2016)

1) Subordinated (Lower Tier II)

2) Securities issued before 31 Dec. 2001 which benefit from a secondary liability by the City of Vienna (grandfathered debt) are also rated as shown above by Standard & Poor's, while by Moody's the corresponding senior securities are rated A3 and the subordinated ones are rated Baa3



Agenda

1 Overview Bank Austria

- Business Model & Strategy
- **Profit & Loss**
- Balance Sheet & Capital Ratios

2 Liquidity & Funding

- Funding Strategy & Position
- Transactions
- Cover Pool

3 Annex



P&L of Bank Austria – 1H16

Net profit up by 28%; improvements in operating income, operating costs and LLP

1 2 3

Overview Bank Austria
Profit & Loss

(€ mn)	1-6/ 2016	1-6/ 2015	y/y	2Q16	1Q16	2Q15	q/q	y/y
Operating Income	3,036	2,912	4.3%	1,667	1,369	1,524	21.7%	9.4%
Operating Costs	-1,495	-1,531	-2.4%	-740	-755	-778	-1.9%	-4.9%
Operating Profit	1,542	1,381	11.7%	927	615	746	50.8%	24.2%
Net Write-Downs of Loans	-290	-391	-26.0%	-146	-144	-182	1.4%	-19.8%
Net Operating Profit	1,252	989	26.6%	781	471	565	65.9%	38.3%
Non-Operating Items	-421	-183	>100.0%	-67	-354	-71	-81.1%	-6.2%
Profit Before Tax	832	806	3.1%	714	117	494	>100.0%	44.8%
P/L discontinued operations	0	-183	>-100.0%	-12	12	-123	>-100.0%	-90.3%
Other positions	-206	-133	55.2%	-135	-71	-79	90.9%	72.0%
Group Net Profit	626	490	27.7%	567	59	292	>100.0%	94.5%
Cost / Income Ratio (in %)	49.2%	52.6%	-336 bp	44.4%	55.1%	51.0%	-1,071 bp	-664 bp

- **Operating Income up 4% y/y**, driven by strong CEE contribution and supported by sale of VISA shares (€ 183 mn gain)
- **Operating Costs down by 2%**, mainly due to cost savings in Austria
- **Net Write-Downs of Loans significantly down y/y**, with improvements in CEE, and Austria with a very favorable development (net releases)
- **Non-Operating Items € -421 mn**: mainly systemic charges (€ -227 mn, o/w Austria € -118 mn, CEE € -108 mn), and integration costs (€ -210 mn; o/w € -204 mn Austria related to legal changes requiring a higher provision for the transfer of pension obligations to the state pension scheme)
- **Other positions** includes the income tax of € -147 mn, mainly relating to CEE and minorities € -59mn

Note: Non-operating items include provisions for risks and charges, systemic charges, profit from investments and integration costs



Net Operating Profit

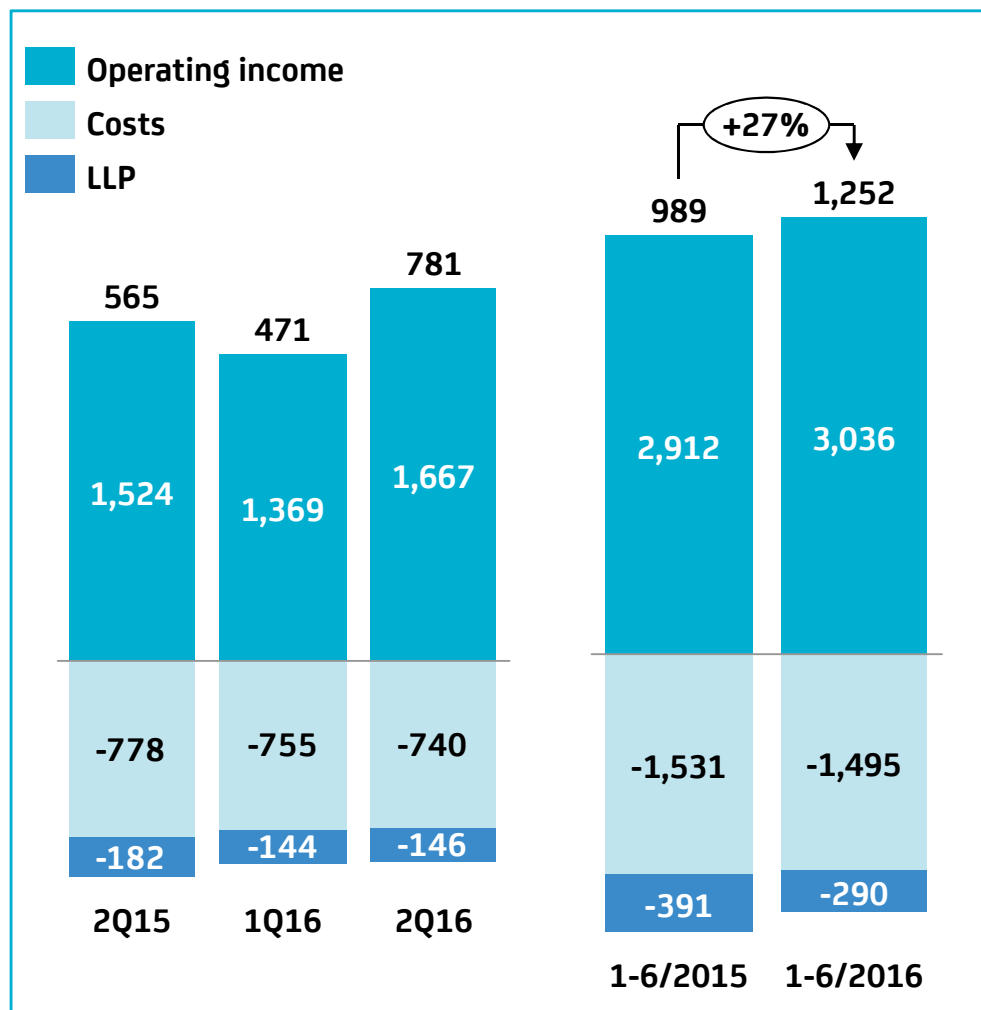
1H16 higher y/y due to higher revenues, successful execution of BA Reloaded and improvements in LLP

1 2 3

Overview Bank Austria
Profit & Loss

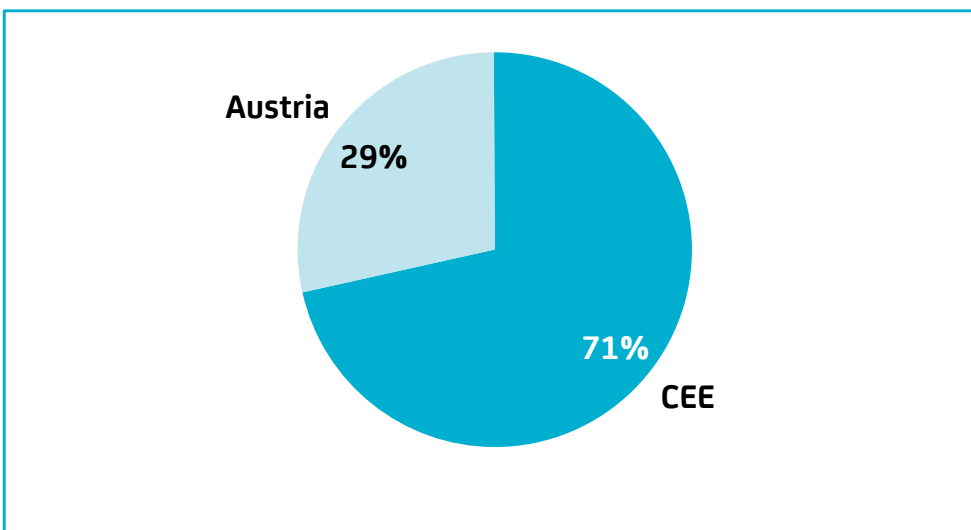
Net Operating Profit Composition

(€ mn)



Share of Divisions ^{*)} –

Net Operating Profit by region (%)



- **NOP up y/y +27%** (higher revenues, cost savings, LLP improvement)
- **4% increase in revenues y/y** driven by strong CEE contribution and supported by sale of VISA shares (€ 183 mn gain)
- **Costs -2% y/y** – following successful cost management and execution of BA Reloaded; payroll costs -10% y/y in Austria thx to FTE reduction and restructuring measures
- **LLP down y/y**, with very favorable development in Austria as well as in CEE

^{*)} without Corporate Center Austria and CEE Subholding Functions



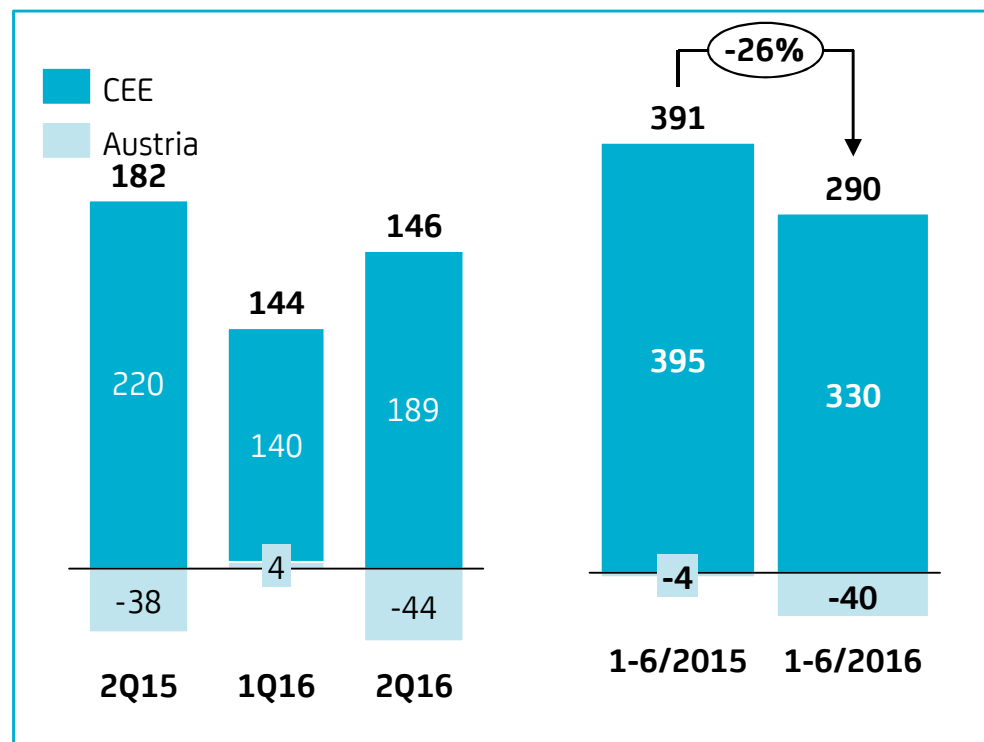
Loan Loss Provisions and Cost of Risk

Very favorable development in LLPs and Cost of Risk

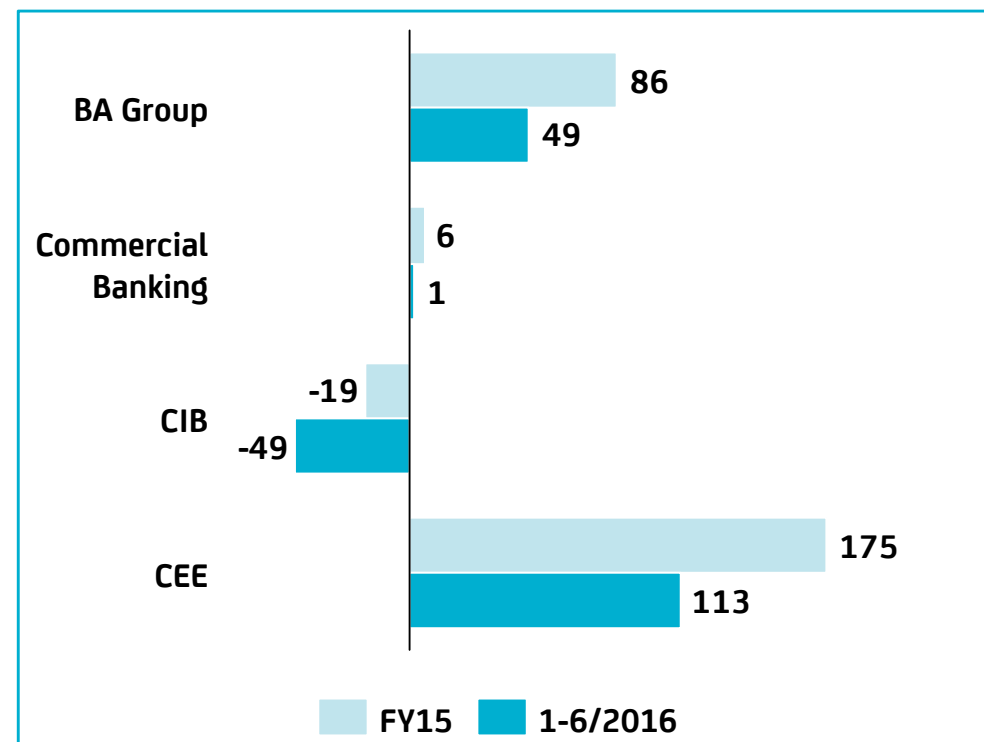
1 2 3

Overview Bank Austria
Profit & Loss

Net Write-Downs of Loans (€ mn)



Cost of Risk (in basis points)



- **LLPs (-26%) and Cost of risk (BA Group at 49 bps vs. FY15 with 86 bps) lower y/y** due to:
 - Continuing very favorable development in **Austria** in all segments and a net surplus related to releases for some larger customers. Overall improvement by € 37 mn vs. 1H15 (with Cost of Risk in Austria at only -14 bps)
 - **CEE**: Overall improvement y/y of LLPs by € 65 mn, cost of risk down to 113 bps



Asset Quality

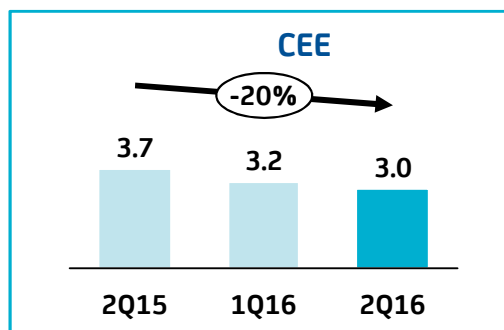
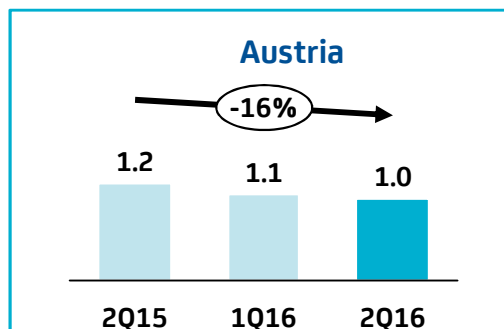
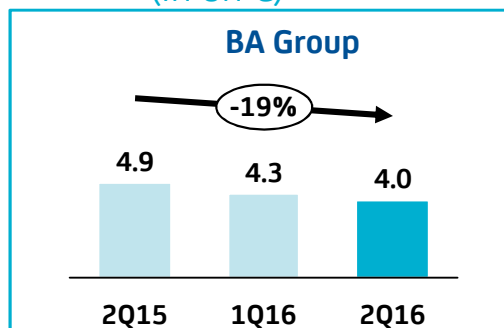
Asset Quality Ratios improving further in 2Q16

1 2 3

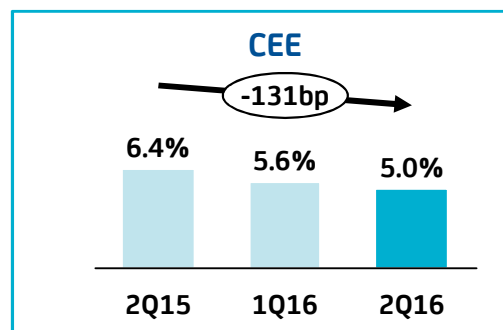
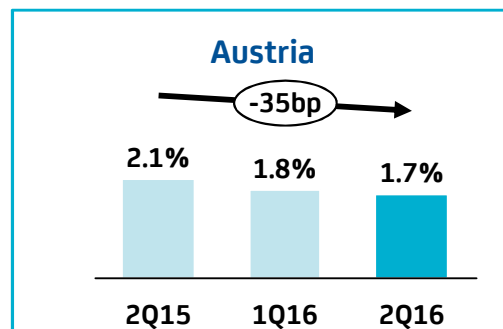
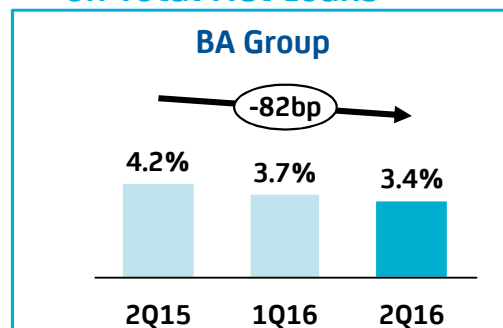
Overview Bank Austria

Profit & Loss

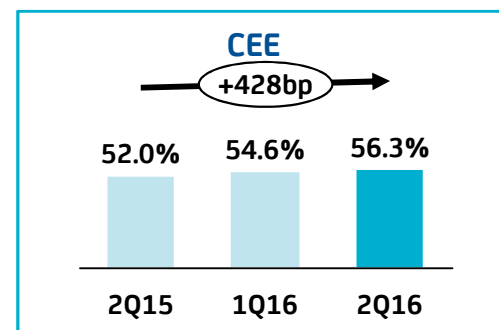
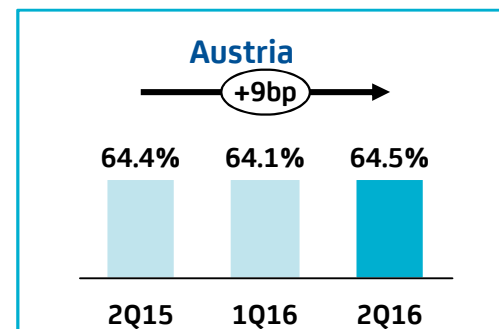
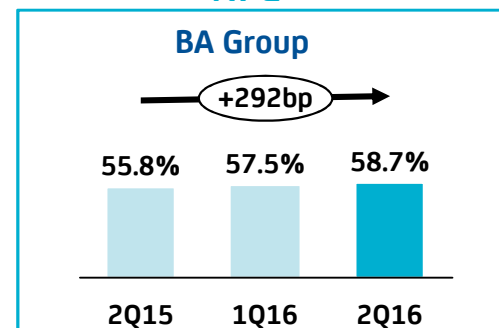
Net NPE ¹⁾ (in bn €)



% of Net NPE on Total Net Loans ¹⁾



% Coverage Ratio on NPE ¹⁾



- In 2Q16 a **further reduction of Gross Non Performing Exposure** in Austria as well as in most CEE countries (except Russia) led to a decrease of **Net Non Performing Exposure** (Austria: € - 69 mn, CEE: € -236 mn) causing shrinking **NPE Ratios** and improving **Coverage Ratios** in Austria and CEE
- In CEE, and in particular in Russia a remarkable **improvement** of the **Coverage Ratio** was achieved (CEE 56.3%, Russia 58.1%)
- High quality of loan portfolio in Austria**

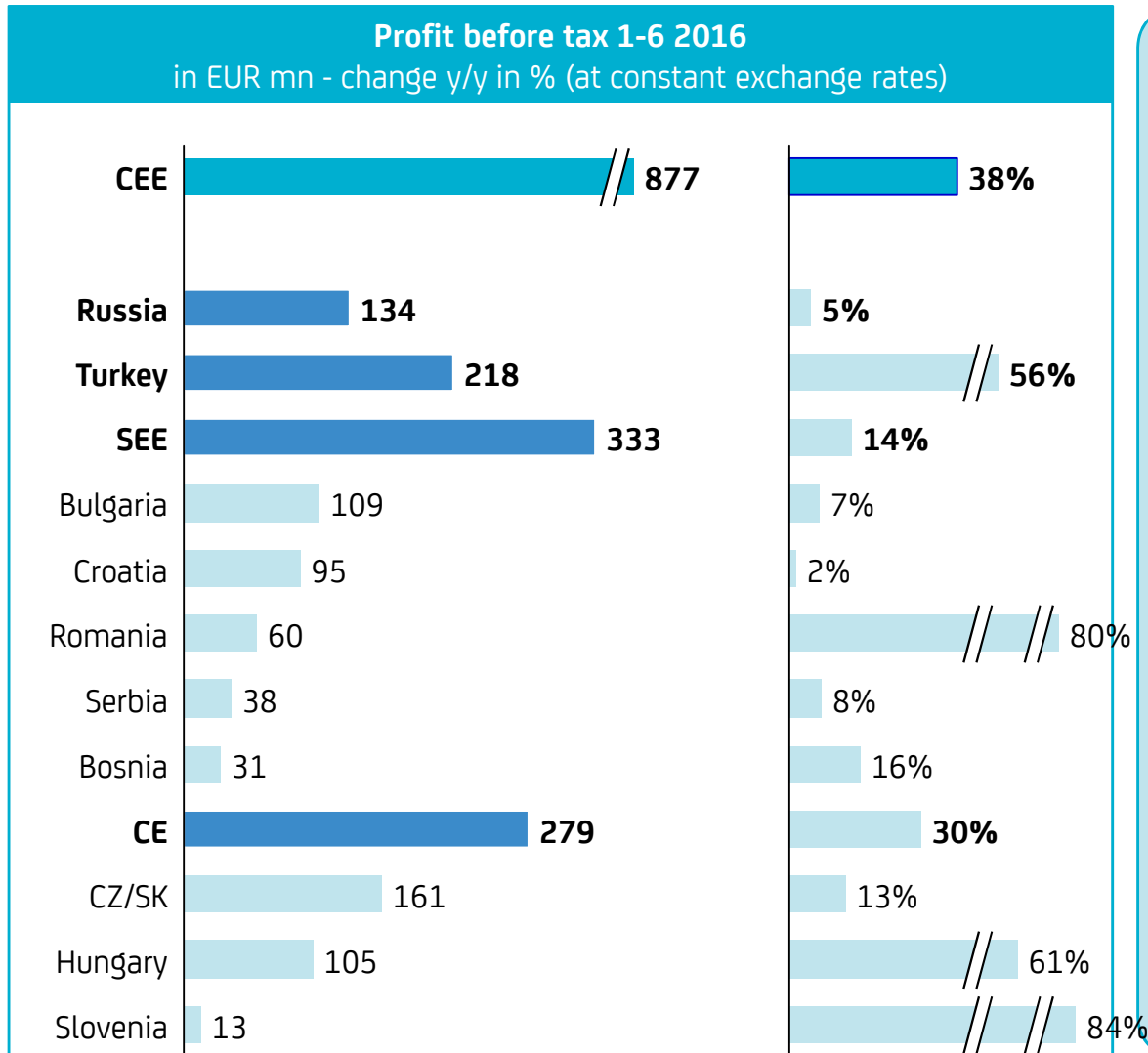
¹⁾ on-balance clients (non-banks) only



CEE Division shows an outstanding performance supported by increasing revenues, lower loan loss provisions and gain from sale of VISA shares

1 2 3

Overview Bank Austria
Profit & Loss



- **Profit before tax up by 38% y/y (at constant rates)** mainly driven by revenues (supported by gain on VISA shares in CZ, TR, HR, RO, BG, HU and Slovenia) and lower level of provisions in most of the countries vs. previous year
- **Profit before tax up in all countries**
- **Russia:** slightly up at constant rates, due to an increase in operating income and despite an increase in loan loss provisions in a currently difficult environment
- **Turkey:** profitability higher driven by Fee and NII performance and by sale of VISA shares
- In **South East Europe** strong operating performance, with an exceptional result in Romania (PBT up by 80% y/y), and strong results also in the other countries
- Very strong development in **Central Europe**, with strong improvement in Hungary (higher revenues, lower bank levy) and a further improvement in CZ/SK
- **Cost/income ratio** of CEE Division at excellent 36%

1) Turkey consolidated at equity, therefore incl. in CEE total with net profit of € 218 mn. The proportionate profit before tax amounts to € 272 mn.



Agenda

1 Overview Bank Austria

- Business Model & Strategy
- Profit & Loss
- **Balance Sheet & Capital Ratios**

2 Liquidity & Funding

- Funding Strategy & Position
- Transactions
- Cover Pool

3 Annex

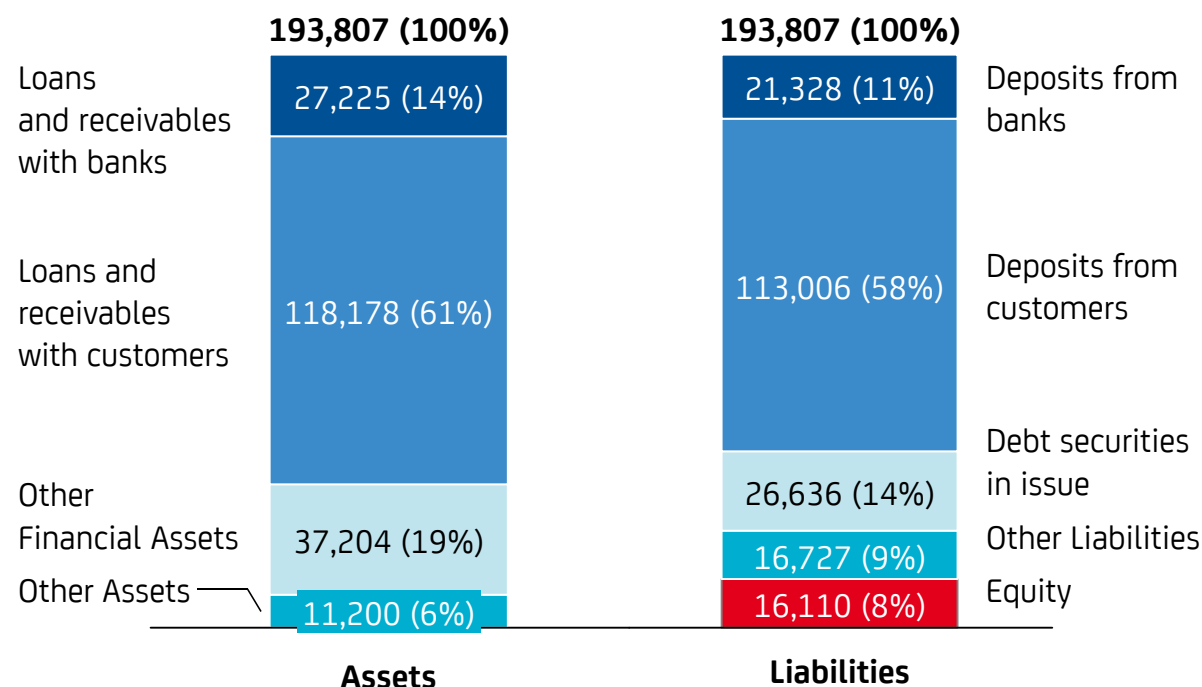


Balance Sheet structure (as of 30 June 2016)

1 2 3

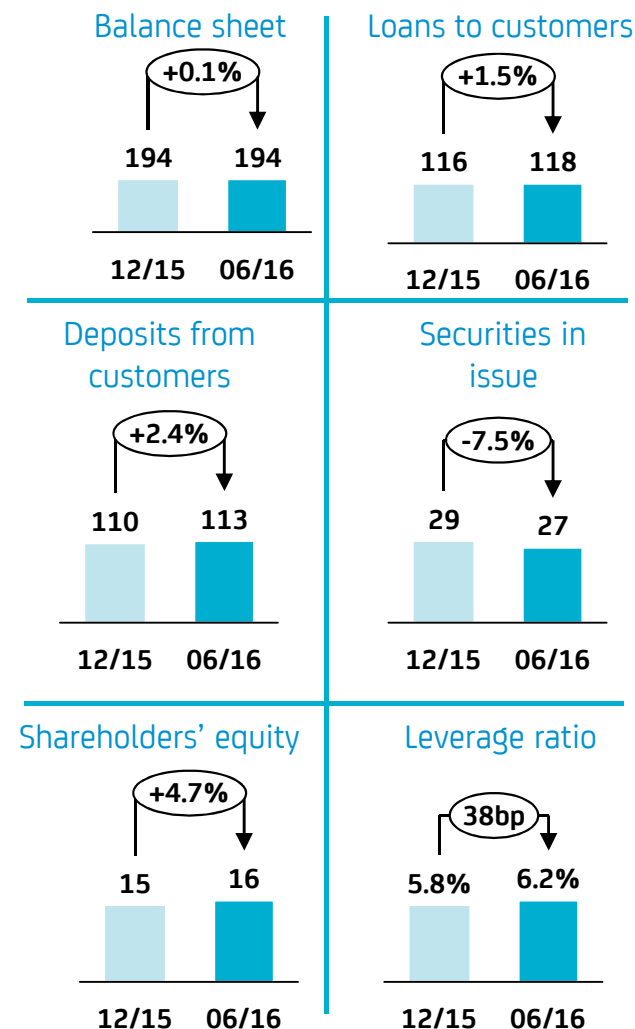
Overview Bank Austria
Balance Sheet & Capital Ratios

Balance Sheet (€ mn)



- **Balance sheet development flat** vs. year end 2015, with a reduction in interbank volumes compensated by 2% increase both in customer loans and customer deposits
- **Solid equity base** of € 16.1 bn (up vs. YE15 by + 5%)
- **Leverage Ratio at strong 6.2%**

Change vs. 31 December 2015 (€ bn)



1) Ukrsofsbank in "held for sale" (Other Assets/Other Liabilities)



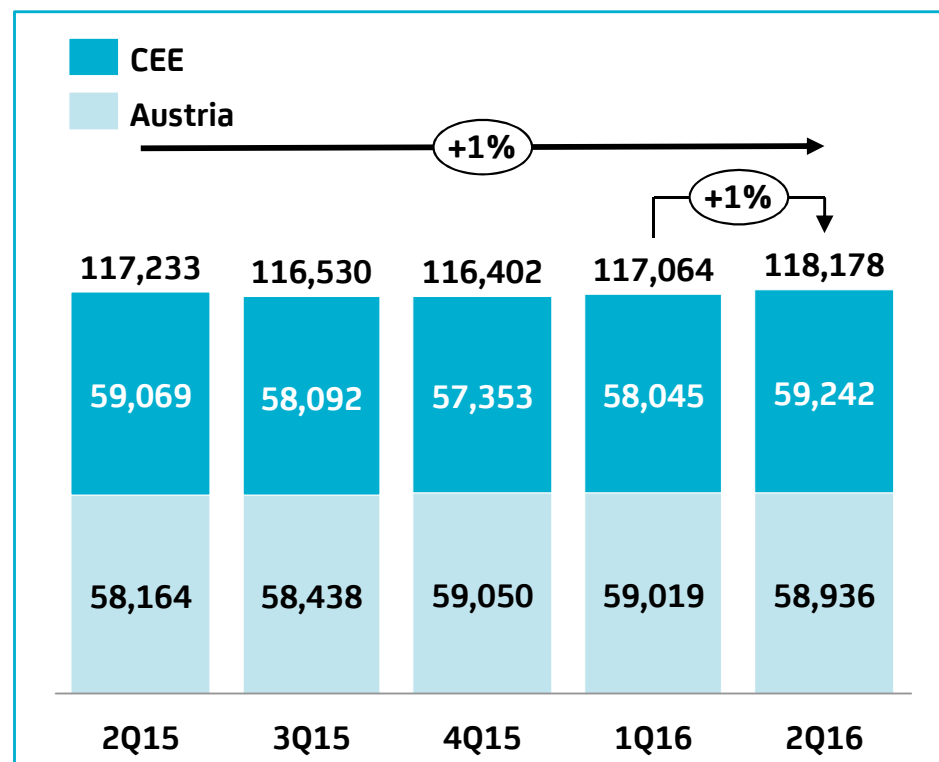
Loan and Deposit Volumes

Strong increase in deposits y/y, very good Loans/Direct Funding Ratio

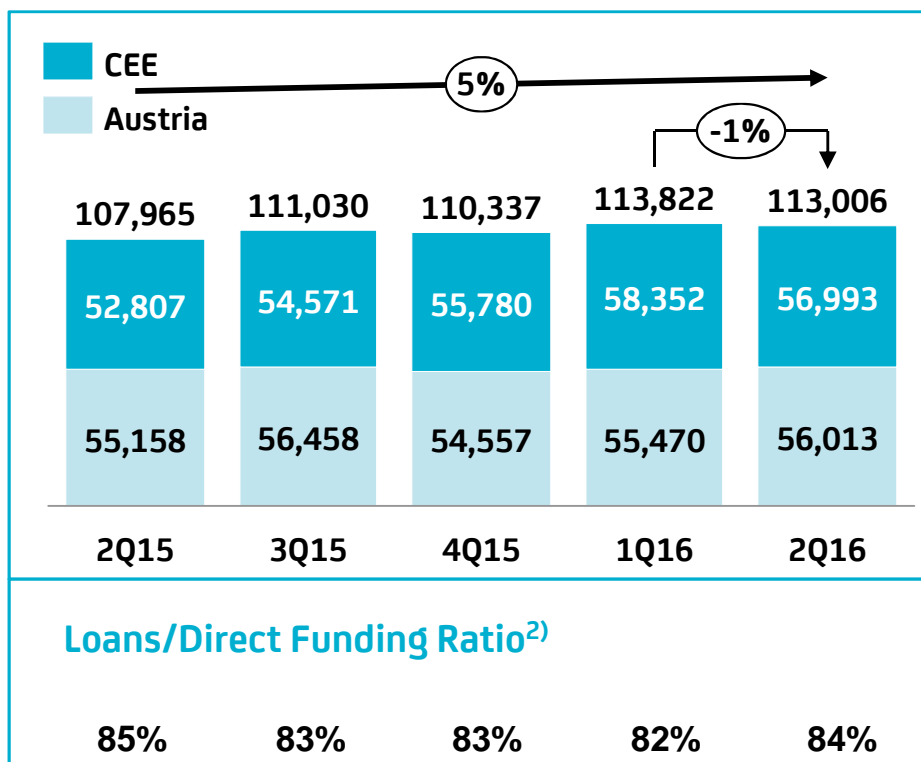
1 2 3

Overview Bank Austria
Balance Sheet & Capital Ratios

Loans to Customers¹⁾ (€ mn)



Deposits from Customers¹⁾ (€ mn)



Loans/Direct Funding Ratio²⁾

85% 83% 83% 82% 84%

- **Loans to customers y/y slightly up** both in Austria and CEE
- **Deposits from customers with a strong growth of 5% y/y**, mainly driven by CEE countries (but Russia mitigated by Ruble devaluation) and also good development in Austria
- Overall excellent funding base, **Loans/Direct Funding Ratio at very good 84%**

¹⁾ All figures recast and excl. Turkey and Ukraine; ²⁾ Loans / (deposits + securities in issue + financial liabilities at fair value)



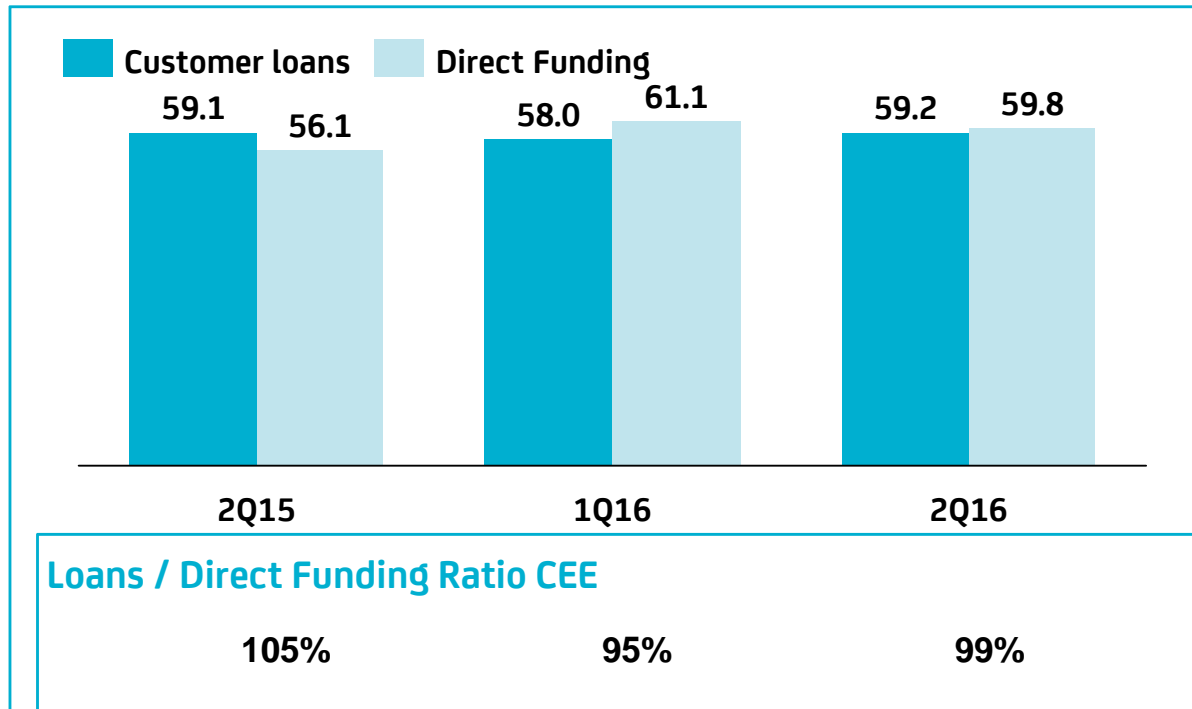
Volumes in CEE

Good business development, impact from currency movements

1 2 3

Overview Bank Austria
Balance Sheet & Capital Ratios

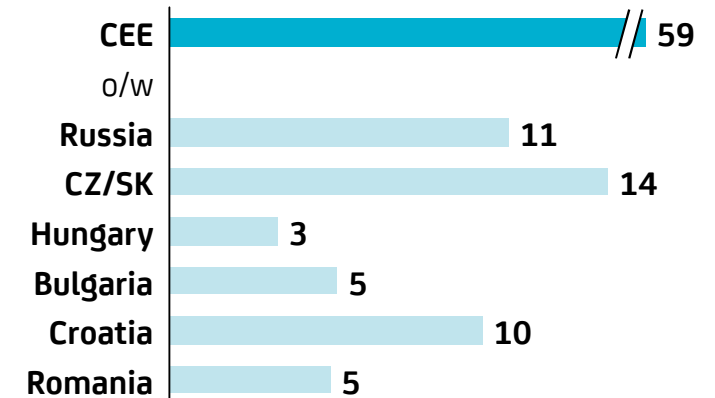
Customers loans / Direct Funding ¹⁾ (€ bn)



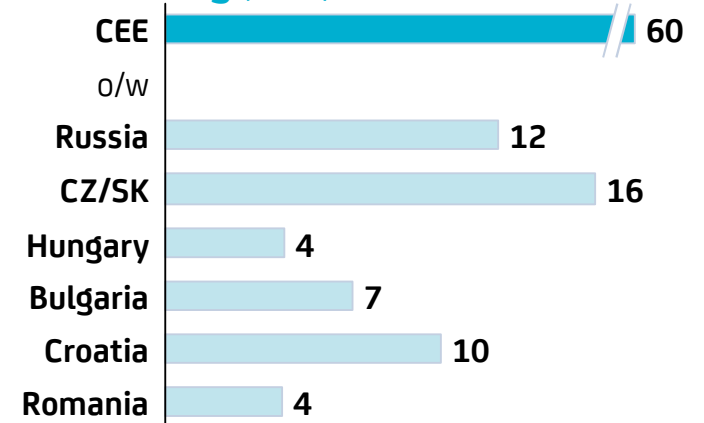
- **Loans/Direct Funding:** Also within CEE, a very good ratio of 99%
- **Regional Breakdown:** well-balanced distribution of volumes, with Russia, Czechia/Slovakia and Croatia as largest banks. In a proportionate view, equity-consolidated Turkey would be the largest CEE bank (loans 21.9 bn, direct funding 19.6 bn)

Regional Breakdown

Customer loans (€ bn) – June '16



Direct funding (€ bn) – June '16 ¹⁾



¹⁾ Deposits + securities in issue + financial liabilities at fair value



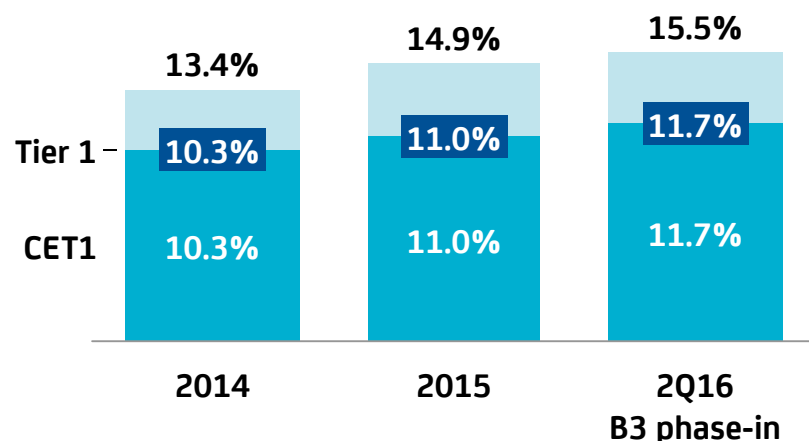
Capital position and RWA

Sound capital ratios

1 2 3

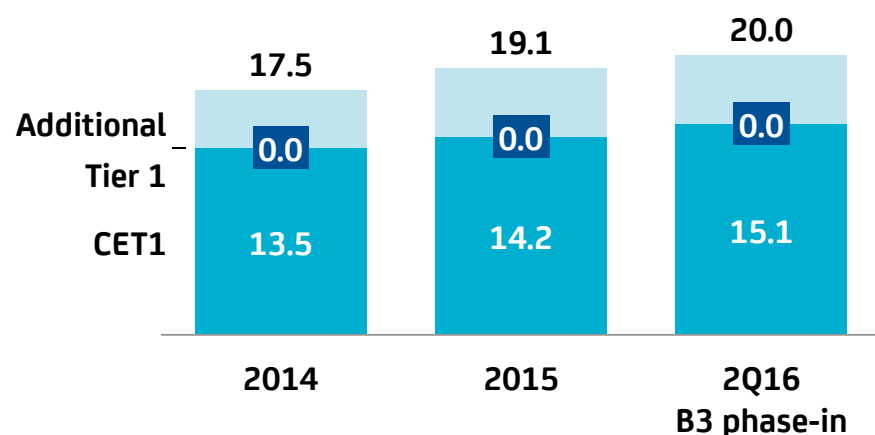
Overview Bank Austria
Balance Sheet & Capital Ratios

Capital Ratios

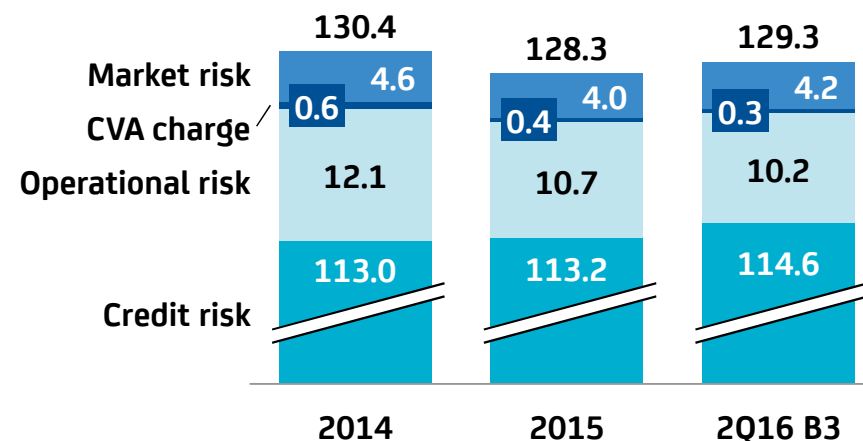


- **Common Equity Tier 1 (CET1) ratio increased to 11.7%** and **Total Capital ratio to 15.5%** (both according to Basel 3 phase-in)
- **Increase of regulatory capital** mainly due to inclusion of 1H16 profit
- **Total RWA** increase slightly vs YE (mainly due to loan growth in CEE)

Regulatory Capital (€bn)



Risk-Weighted Assets (€bn)



1) Starting with 2014, figures in accordance with Basel 3/CRR and since 3Q14 based on IFRS; transitional adjustments (phase-in) only relevant for capital, not for RWA



Agenda

1 Overview Bank Austria

- Business Model & Strategy
- Profit & Loss
- Balance Sheet & Capital Ratios

2 Liquidity & Funding

- **Funding Strategy & Position**
- Transactions
- Cover Pool

3 Annex



Bank Austria Acts as Regional Liquidity Center for Austria / CEE and is a Strategic Issuing Platform for UniCredit Group

1 2 3

Liquidity & Funding
Funding Strategy & Position

UniCredit S.p.A. – Holding

RLC Italy	RLC Germany	RLC Austria/CEE	RLC Poland
UniCredit S.p.A (Baa1/BBB-/BBB+)	UniCredit Bank AG (Baa1/BBB/A-)	UniCredit Bank Austria AG (Baa2/BBB/BBB+)	Bank Pekao SA (A2/BBB+/A-)
<ul style="list-style-type: none"> Bank capital OBG (covered bonds) Registered sec./ <i>Schuldschein-darlehen</i> (SSD) Senior benchmark Private placement Retail issues 	<ul style="list-style-type: none"> Mortgage- and Public Sector Pfandbriefe Senior benchmark Registered sec. (SSD, NSV^{*)}) covered / senior Private placements Retail Issues Certificates 	<ul style="list-style-type: none"> Mortgage- and Public Sector Pfandbriefe Senior benchmark Housing-bank-bonds (<i>Wohnbaubank-anleihen</i>) Registered sec. (SSD, NSV^{*)}) covered/senior Private placements Retail issues 	<ul style="list-style-type: none"> Retail issues Bearer bonds

- **Own Issue Programs**
- **Presence on the local and global markets**
- During the liquidity crisis **no state aid** needed
- **Coordination of the global market presence** through UniCredit Holding

Long-Term Ratings by (Moody's/S&P/Fitch) as of 11 May 2016



Self-funding of Business Growth of Bank Austria Group

1 2 3

Liquidity & Funding
Funding Strategy & Position

Business Growth of BA Group to be self-funded by a well-balanced mix of customer deposits and market issuances

- **Well-diversified funding base** due to BA's commercial banking model. Priority is on growth of local funding sources out of customer business with a variety of products (sight, savings, term deposits) as well as medium- and long-term placements of own issues
- The **self-funding strategy of Bank Austria** was demonstrated by returning to the capital markets: from 2010 focus was given to issuance of benchmark-sized Pfandbriefe and **since 2013** also on **Senior Unsecured Benchmarks**
- The **strict principle of self-sufficient funding of Bank Austria**
 - ensures that the proceeds are used primarily for business development of entities of Bank Austria Group
 - enables Bank Austria to calculate its own funding costs according to its own risk profile

Same Principles apply for the CEE banks of BA Group

- Also in CEE the business model as commercial bank with its priority on growth of local funding sources from customer business leads to a **well-diversified funding base**
- **Self-sufficiency target is applied in CEE** as a business principle of UniCredit Group and is also strongly favored by regulators, e.g. introduction of "Loans to Local Stable Funding Ratio - LLSFR" by Austrian National Bank (OeNB)
- Through its **know-how and international business relationships BA actively supports the development of local capital markets**, especially in local currency, e.g. local Covered Bond issuance in Czech Republic, first SME Covered Bond in Turkey and Senior Unsecured issues in Russia, Turkey and Romania



Liquidity and Funding Management within BA Group based on clear and strict Risk Management Principles

1 2 3

Liquidity & Funding
Funding Strategy & Position

Clear Rules and Principles in Bank Austria for the Management of Liquidity and Funding

Liquidity strategy

- Bank Austria acting as an **independent Regional Liquidity Center (RLC)** within UniCredit Group - in line with the **self-funding principle** of the new Group Strategy
- Bank Austria **manages the liquidity development in Austria and CEE**

Clear operative rules

- Active **liquidity and funding management** by defining short-term and structural liquidity and funding limits for all banking subsidiaries of BA Group
- In addition to the Austrian regulator's principles, BA strictly **monitors the balanced intra-group funding flows** within BA Group
- All international and national legal / regulatory constraints have to be followed on **single bank level**
- Bank Austria establishes a **separate Funding and Liquidity Plan for Austria and its CEE subsidiaries** as part of the Funding and Liquidity Plan of UniCredit Group

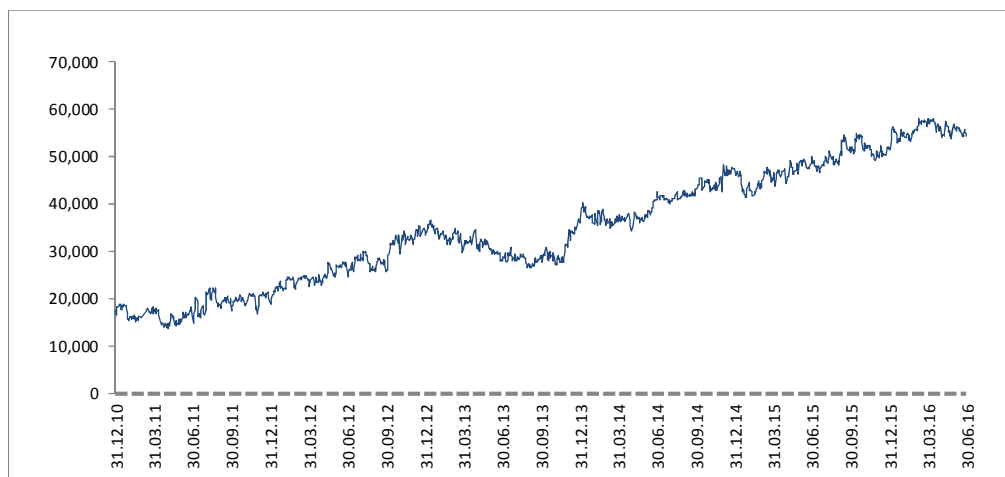


BA Group-wide Liquidity Position (steered centrally by ALM BA)

1 2 3

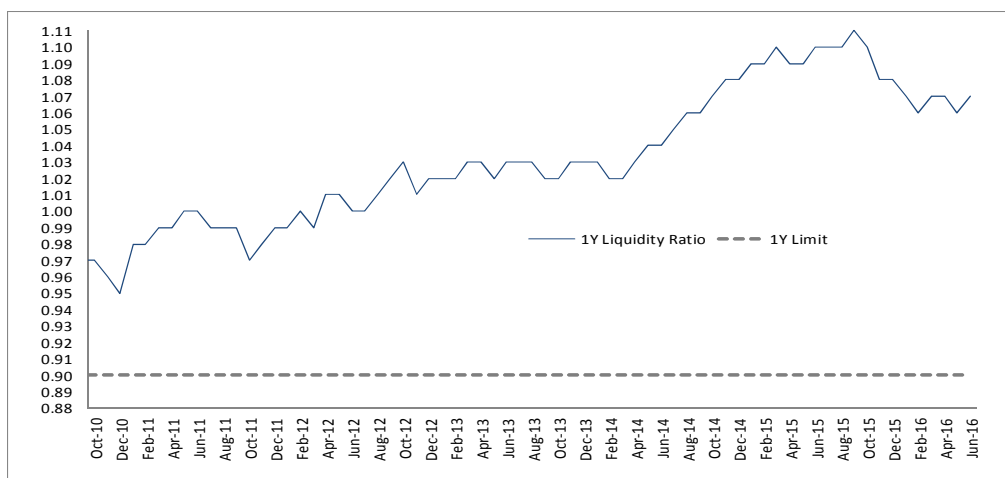
Liquidity & Funding
Funding Strategy & Position

BA RLC 3 month available liquidity position ^{1) 2)}



- **Positive primary GAP**
- **Cash horizon constantly above 3M**, above the Group target
- **Sound counterbalancing capacity** (approx. € 37bn on 3m bucket), increased by € 6.0 bn year on year
- **Liquidity Coverage Ratio** as of 30th June 2016 was still at safe level of 116% for BA AG and 149% for BA Group.

Structural liquidity ratio (1Y)



- **Structural liquidity ratio³⁾ well above limits.**
 - Internal rule of 0.90 for maturities above 1y
 - Level as of June 2016: 1.07
- **Structural Liquidity remains at comfortable levels despite lower FP execution due to DeLorean.**
- **NSFR fulfillment at 103%.**
- **Slight worsening in the L/D ratio compared to Q1 (102%).**

⁽¹⁾ Sum of net liquidity inflow + counterbalancing capacity

⁽²⁾ Assuming no roll-over of current outstanding wholesale debt

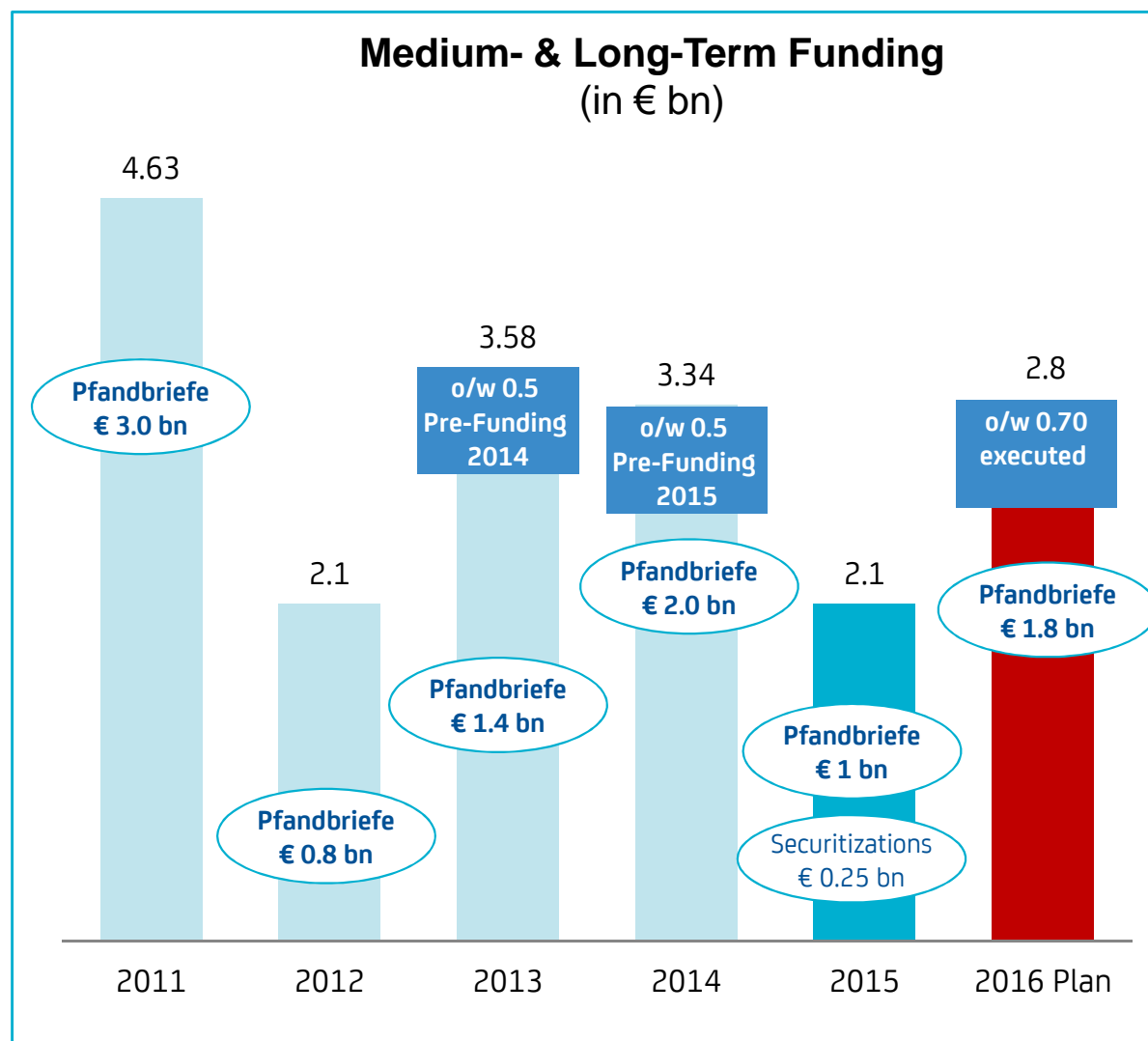
⁽³⁾ Calculated as ratio between liabilities (cumulative sum above one year) and assets (cumulative sum above one year)



Medium- & Long-Term Funding Development and Target 2016

1 2 3

Liquidity & Funding
Funding Strategy & Position



Benchmark Issuances in 2014 and 2015:

- **Mortgage Pfandbrief Benchmark** in January, April, September 2014 and February, September 2015 successfully placed
- **Public Sector Pfandbrief Benchmark** in May 2014 successfully placed

Plan for 2016:

- **Benchmark Issues, Private Placements and Issuance via own Network** of Covered Bonds and Senior Bonds

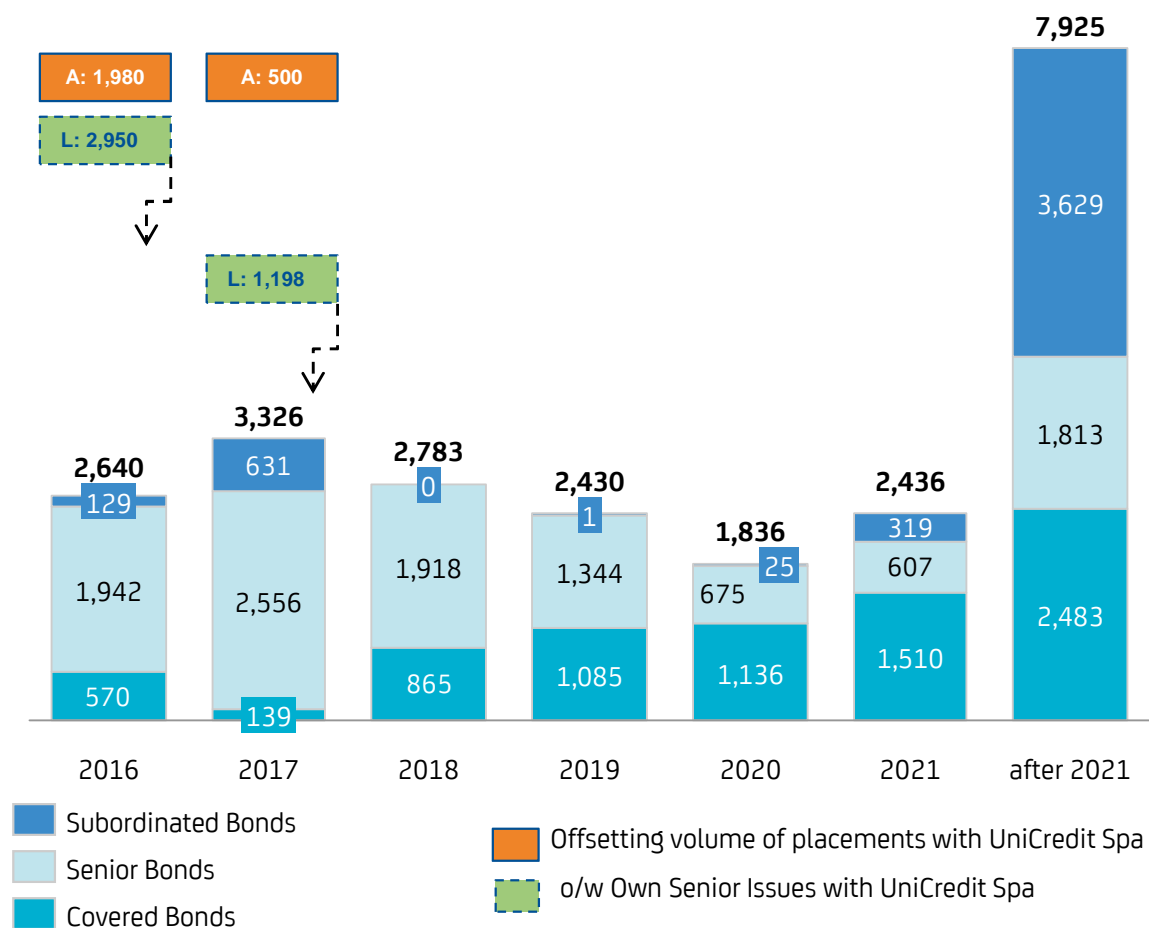


Maturity Profile of Bank Austria's Own Issues (as of 30 June 2016)

1 2 3

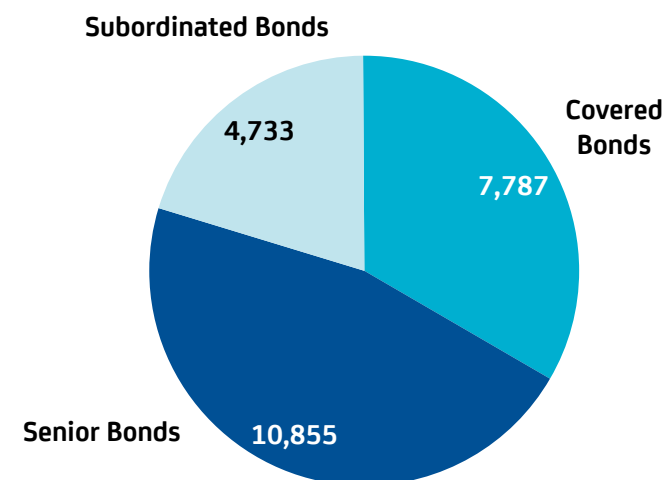
Liquidity & Funding
Funding Strategy & Position

Maturity Profile
(in € mn)



Split of Instruments
(in € mn)

Total 23,375



- Above percentage distribution of these instruments targeted to be maintained at similar levels also in the future
- Approx. 15% of total own issues were placed as retail issues

Note: Data including issues sold through Group network



Agenda

1 Overview Bank Austria

- Business Model & Strategy
- Profit & Loss
- Balance Sheet & Capital Ratios

2 Liquidity & Funding

- Funding Strategy & Position
- **Transactions**
- Cover Pool

3 Annex



Overview of Pfandbrief Benchmark Issues 2015

1 2 3

Liquidity & Funding
Transactions

- February, successful issue of a 10-year **Mortgage Pfandbrief Benchmark**

Bank Austria
Mortgage Pfandbrief

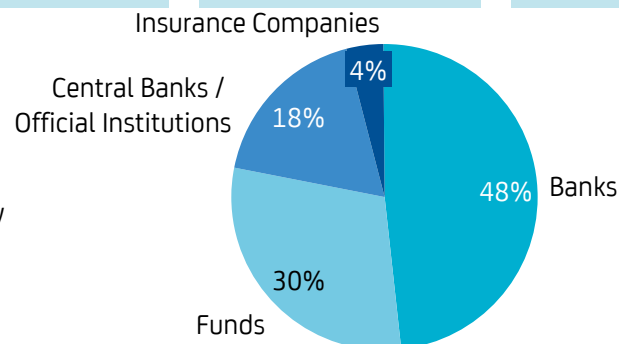
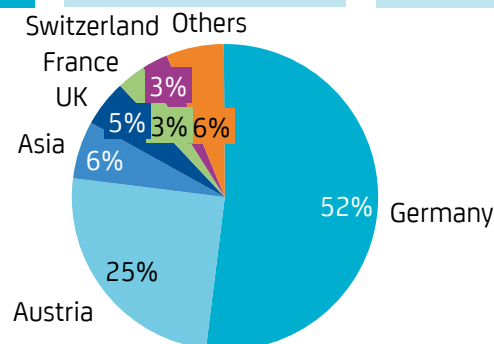
0.75%

25/02/2025

€ 500 mn

Feb. 2015

MS + 3bps



- In September, successful issue of a 7-year **Mortgage Pfandbrief Benchmark**

Bank Austria
Mortgage Pfandbrief

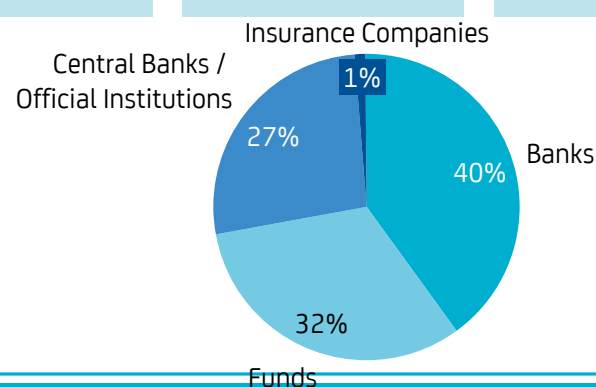
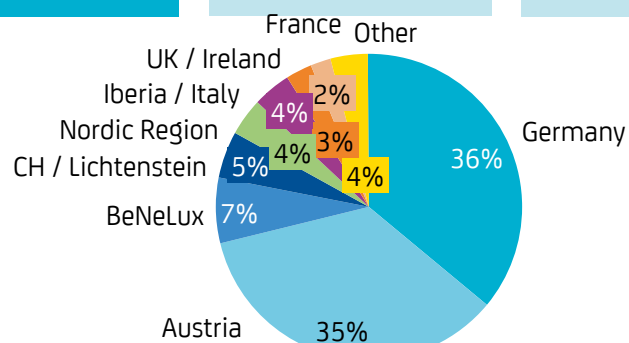
0.75%

08/09/2022

€ 500 mn

Sept 2015

MS + 5bps



Overview of Pfandbrief Benchmark Issues 2014

1 2 3

Liquidity & Funding
Transactions

Bank Austria Mortgage Pfandbrief	2.375%	22/01/2024	€ 500 mn	Jan. 2014	MS + 35bps
Bank Austria Mortgage Pfandbrief	1.25%	14/10/2019	€500 mn	April 2014	MS + 23bps
Bank Austria Public Sector Pfandbrief	1.375%	26/05/2021	€ 500 mn	May 2014	MS + 25bps
Bank Austria Mortgage Pfandbrief	0.5%	16/01/2020	€ 500 mn	Sept. 2014	MS + 7bps



Overview of Pfandbrief Benchmark Issues prior to 2014

1 2 3

Liquidity & Funding
Transactions

Bank Austria Mortgage Pfandbrief	1.25%	30/07/2018	€ 500 mn	July 2013	Mid-Swap +26
Bank Austria Mortgage Pfandbrief / First Tap	1.25%	30/07/2018	€200 mn	Sept. 2013	Mid-Swap +10
Bank Austria Public Sector Pfandbrief	4.125%	24/02/2021	€ 1 bn	Feb. 2011	Mid-Swap +69
Bank Austria Public Sector Pfandbrief	2.875%	04/11/2016	€ 500 mn	Nov 2011	Mid-Swap +85
Bank Austria Public Sector Pfandbrief	2.625%	25/04/2019	€ 500 mn	Apr 2012	Mid-Swap +88
Bank Austria Public Sector Pfandbrief	1.875%	29/10/2020	€ 500 mn	Oct 2013	Mid-Swap +25

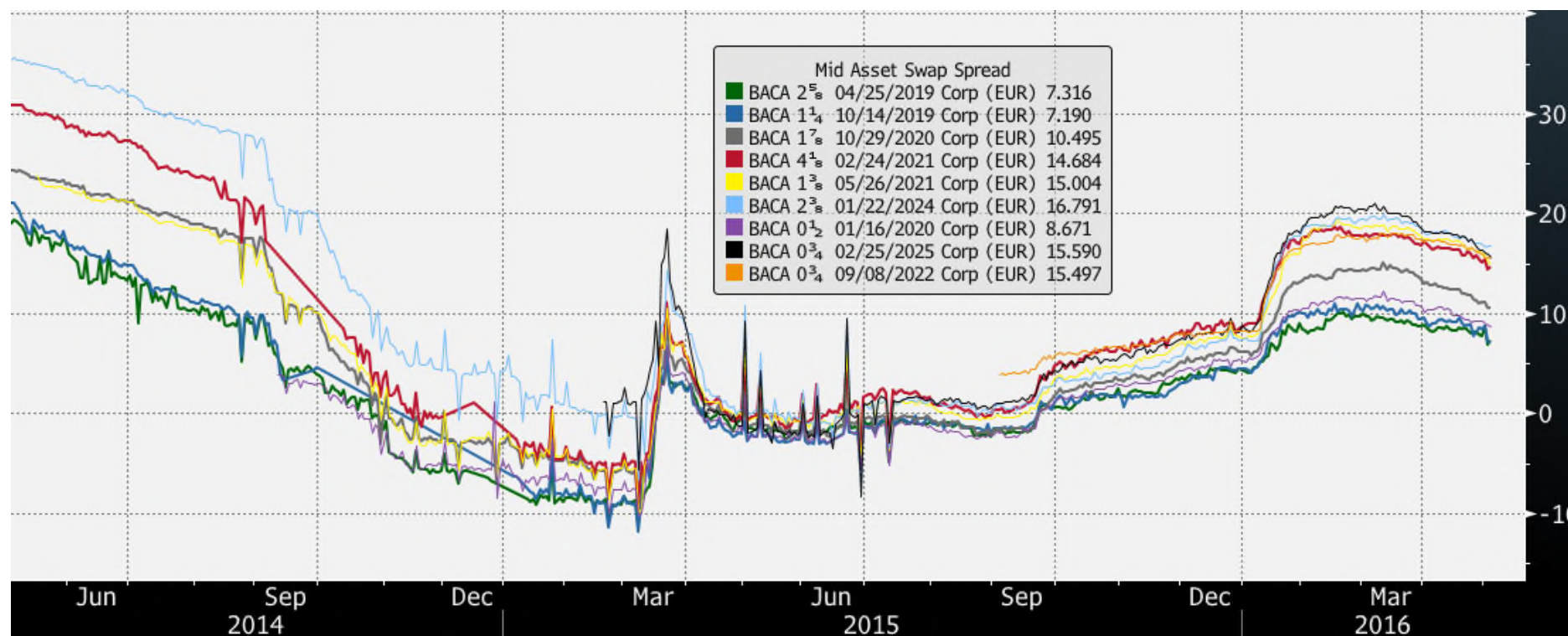


Bank Austria Covered Bond Spread Comparison

1 2 3

Liquidity & Funding
Transactions

Stable performance of all BA Covered Benchmark Bonds issued so far



Source: Bloomberg Mid ASW-Spread



Overview of Senior Unsecured Benchmark Issues 2013

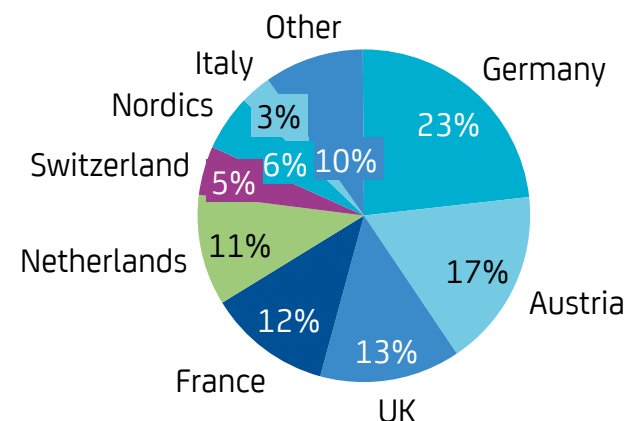
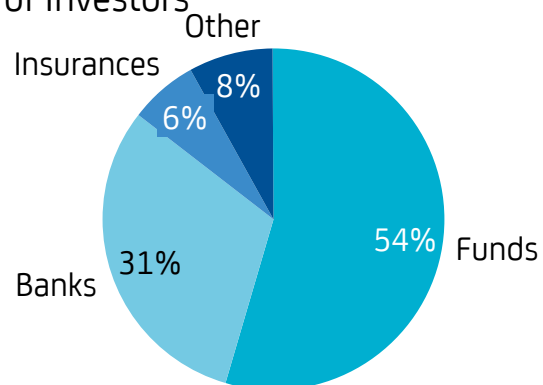
1 2 3

Liquidity & Funding
Transactions

- Senior Unsecured Benchmarks (January 2013 and its first tap in May and an additional one in November 2013) were successfully issued

Bank Austria Senior Unsecured Bond	2.625%	30/01/2018	€ 500 mn	Jan. 2013	Mid-Swap +163
Bank Austria Senior Unsecured Bond	2.625%	30/01/2018	€ 250 mn	May 2013	Mid-Swap +105
Bank Austria Senior Unsecured Bond	2.5%	27/05/2019	€ 500 mn	Nov. 2013	Mid-Swap +135

- Overview of Investors



CEE – Local issuance activities strengthen the liquidity profile of our banking subsidiaries and open up new funding sources

1 2 3

Liquidity & Funding
Transactions

CZ	Mortgage Covered Bond	4 y	€ 196 mln	Dec. 2014	1.875%	MS + 80bps
CZ	Mortgage Covered Bond	8.5 y	€ 131.8 mln	March 2015	floating	MS + 48bps
CZ	Mortgage Covered Bond	6 y	€ 234 mln	March 2015	floating	MS + 35bps
CZ	Mortgage Covered Bond	5 y	€ 250 mln	April 2015	floating	MS + 45bps
TR	Club Term Loan	1 y	€ 1.26 bn equivalent (USD 428 mln / € 835 mln)	May 2015	floating	MS + 70bps
TR	Diversified Payment of Rights (DPR)	Ø 7.3 y	€ 479 mln equivalent (USD 575 mln)	Jul 2015	floating	Ø MS + 177bps
TR	Club Term Loan	1 y	€ 1.06 bn equivalent (USD 295 mln / € 811 mln)	Sept 2015	floating	MS + 75bps
RU	Mortgage Covered Bond	3 y	€ ~50 mln equivalent (RUB 4 bn)	Sept 2015	floating	MS + 75bps
TR	Tier II	10NC5	€ 1.26 bn equivalent (USD 428 mln / € 835 mln)	March 2016	8.500%	MS + 740bps
TR	Club Term Loan	1 y	€ 1.29 bn equivalent (USD 381 mln / € 959 mln)	Mai 2016	floating	MS + 75bps



Agenda

1 Overview Bank Austria

- Business Model & Strategy
- Profit & Loss
- Balance Sheet & Capital Ratios

2 Liquidity & Funding

- Funding Strategy & Position
- Transactions
- **Cover Pool**

3 Annex



Executive Summary Bank Austria Public Sector Cover Pool

1 2 3

Liquidity & Funding
Cover Pool

- **Aaa Rating** by Moody's
- **ECBC Covered Bond Label** has been granted to the Public Sector Cover Pool of Bank Austria
- Cover Pool Volume as of 30 June 2016 amounts to EUR 7,150 mn
- Average volume of loans is approx. € 1.89 mn
- Average seasoning is 6.1 years



Public Sector

Parameters of Cover Pool and Issues

Liquidity & Funding
Cover Pool

1 2 3

- Total Value of the Cover Pool as of 30 June 2016 in EUR equivalent: 7,150 mn
 - thereof in EUR: 3,708 mn
 - thereof in CHF: 1,732 mn
 - thereof public sector bonds in EUR equivalent: 1,710 mn

Parameters of Cover Pool	
Weighted Average Life (in years incl. Amortization)	6.1
Contracted Weighted Average Life (in years)	8.3
Average Seasoning (in years)	6.2
Total Number of Loans	3,778
Total Number of Debtors	1,427
Total Number of Guarantors	281
Average Volume of Loans (in EUR)	1,892,428
Stake of 10 Biggest Loans	29.2%
Stake of 10 Biggest Guarantors	29.9%
Stake of Bullet Loans	61.9%
Stake of Fixed Interest Loans	34.2%
Amount of Loans 90 Days Overdue	0
Average Interest Rate	1.4%

- Moody's Rating: Aaa
- Nominal / Present Value Over-Collateralization*): 57.0% / 43.8%
- Total Value of Sold Covered Bonds as of 30 June 2016 in EUR: 4,555 mn

Parameters of Issues:	
Total Number	36
Average Maturity (in years)	4.2
Average Volume (in EUR)	126,518,211

*) Austrian Mortgage Banking Act requires a nominal over-collateralisation of 2%. The basis for its calculation is a cover pool value reduced by legally defined haircuts. Taking these haircuts into consideration, the cover pool value amounts to EUR 6,748 mn, thus the overcollateralization is 48.2%. Additionally, in its Articles of Association, UniCredit Bank Austria commits itself to an over-collateralisation on a present value basis.



Public Sector

Maturity Structure of Cover Pool and Issues

1 2 3

Liquidity & Funding
Cover Pool

Maturity of Assets in the Cover Pool	in mn EUR	in %
Maturity up to 12 months	1,676	23.4%
Maturity 12 - 60 months	1,561	21.8%
thereof Maturity 12 - 36 months	963	13.5%
thereof Maturity 36 - 60 months	598	8.4%
Maturity 60 - 120 months	1,007	14.1%
Maturity longer than 120 months	2,905	40.6%
Total	7,150	100.0%

Maturity of Issued Covered Bonds	in mn EUR	in %
Maturity up to 12 months	350	7.6%
Maturity 12 - 60 months	2,145	46.4%
thereof Maturity 12 - 36 months	510	11.0%
thereof Maturity 36 - 60 months	1,635	35.4%
Maturity 60 - 120 months	2,000	43.3%
Maturity longer than 120 months	127	2.7%
Total	4,622	100.0%










Public Sector

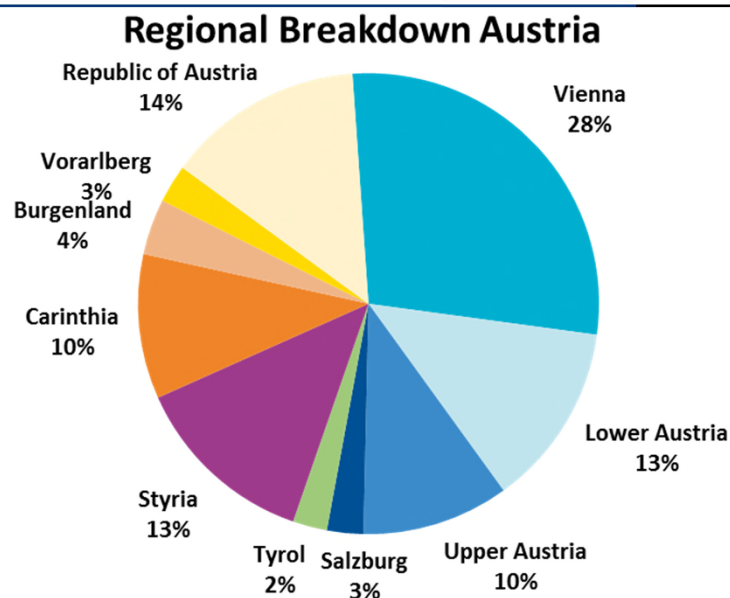
Regional Breakdown of Assets^{*)} in Austria

1 2 3

Liquidity & Funding

Cover Pool

Regional Breakdown Austria		in mn EUR	in %
 Vienna		2,020	28.3%
 Lower Austria		921	12.9%
 Upper Austria		738	10.3%
 Salzburg		182	2.5%
 Tyrol		172	2.4%
 Styria		930	13.0%
 Carinthia		726	10.2%
 Burgenland		281	3.9%
 Vorarlberg		190	2.7%
 Republic of Austria		989	13.8%
Total Austria		7,150	100.0%



^{*)} Considering Guarantors



Public Sector

Assets Volume Breakdown by Type of Debtor / Guarantor

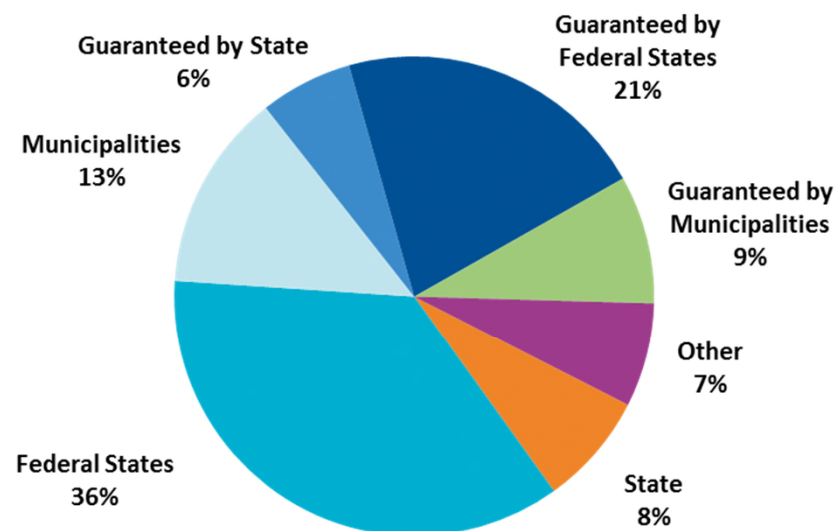
1 2 3

Liquidity & Funding

Cover Pool

Assets: Type of Debtor / Guarantor	in mn EUR	Number
State	544	6
Federal States	2,570	60
Municipalities	954	2,164
Guaranteed by State	445	161
Guaranteed by Federal States	1,515	248
Guaranteed by Municipalities	618	446
Other	504	693
Total	7,150	3,778

Type of Debtor / Guarantor



Public Sector

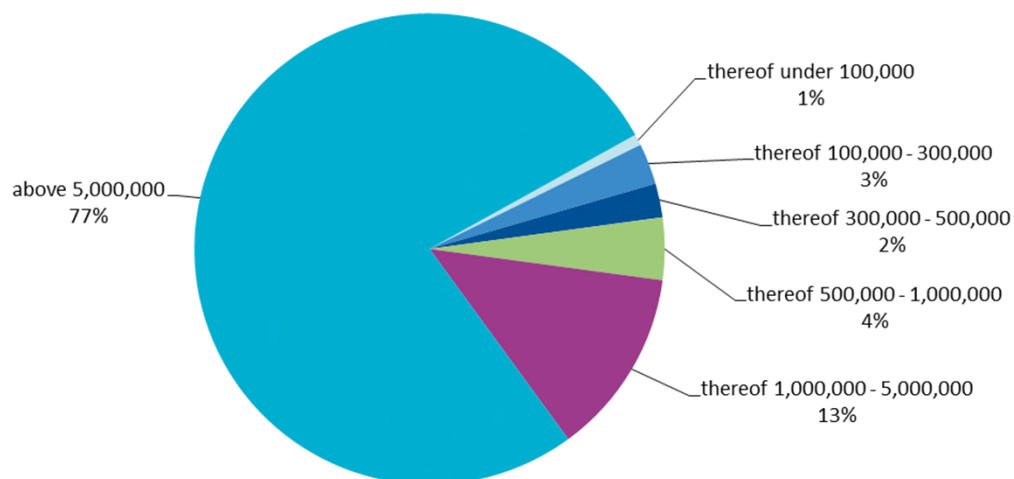
Volume Breakdown by Size of Assets

1 2 3

Liquidity & Funding
Cover Pool

Volume Breakdown by Size of Assets	in mn EUR	Number
below 300,000	256	2,303
thereof under 100,000	55	1,198
thereof 100,000 - 300,000	202	1,105
300,000 - 5,000,000	1,389	1,331
thereof 300,000 - 500,000	166	432
thereof 500,000 - 1,000,000	306	432
thereof 1,000,000 - 5,000,000	917	467
above 5,000,000	5,504	144
Total	7,150	3,778

Breakdown by Size of Assets





1 2 3

- **Aaa Rating by Moody's**
- Bank Austria decided to streamline its **Mortgage Cover Pool targeting a simple and transparent pool composition:**
 - focus on **Austrian mortgages only**
 - change to whole loan reporting instead of collateral volume
- **Benefit:**
 - **pure Austrian risk offer** to our investor base
 - no blending of risk, diversification to be decided by investor
 - simple pricing logic
- **ECBC Covered Bond Label** has been granted to the BA Mortgage Cover Pool



Bank Austria's Whole Loan Approach

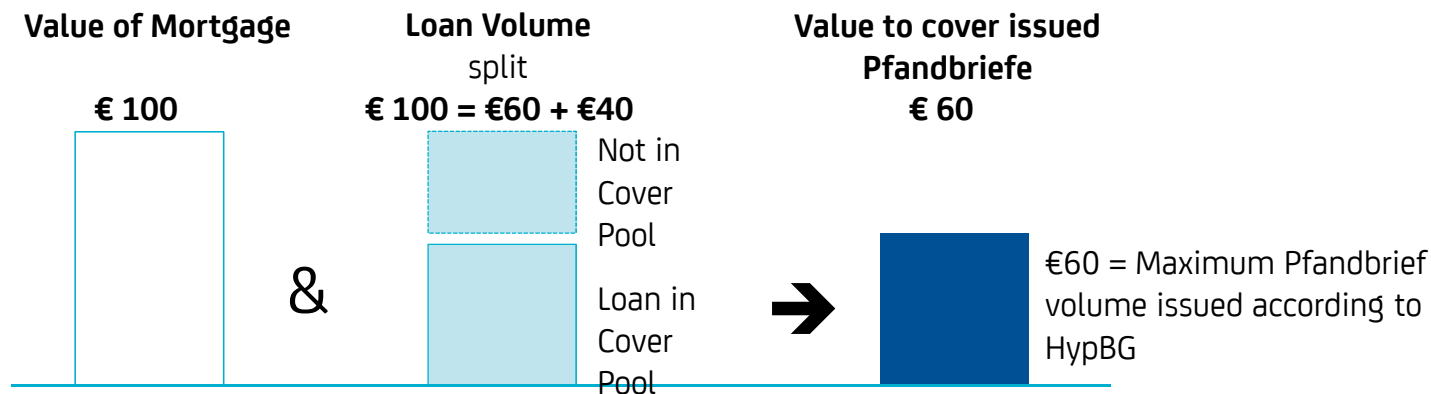
Whole Loan Approach and its Benefits for Investors

1 2 3

Liquidity & Funding
Cover Pool

According to the Austrian Mortgage Banking Act (HypBG), the maximum coverage volume of "Beleihungswert" is 60% (maximum current outstanding of the loan)

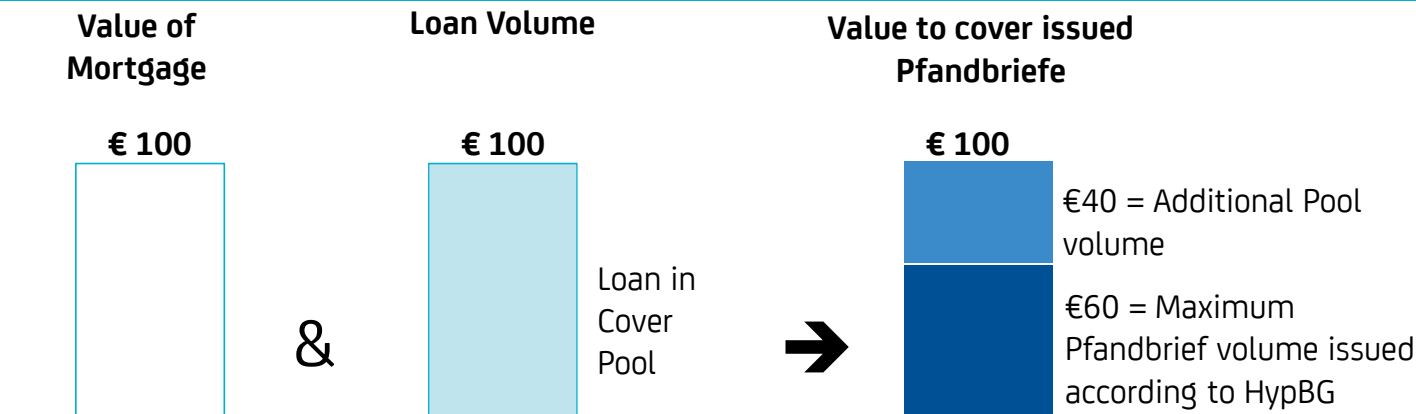
Scenario I: Split Loan Approach = Minimum Approach



For optimization of its collateral value loans are split into 2 parts:

1. included in cover pool and
2. not included in cover pool

Scenario II = Approach of Bank Austria = Whole Loan Approach



The whole loan – and not only its legally assigned value – is included in the cover pool to collateralize BA's issued Mortgage Pfandbriefe.

Thus, investors benefit from collateralization above legal requirement in BA's cover pool.



CHF Loans in mortgage Cover Pool are 100% private residential financing

1 2 3

- The over-collateralization is approx. EUR 5.4 bn or 110% (as of 30th June 2016)

Overview	30.06.2016				
Issue volume	EUR 4.9 bn				
Over-collateralization	EUR 5.4 bn (110%)				
Total Asset Value	EUR 10.3 bn	o/w CHF	31.12.2014	30.06.2016	
Total Cover Value	EUR 7.0 bn	o/w CHF	EUR 1.6 bn	EUR 1.6 bn	(16% of total asset value)
			EUR 670 mln	EUR 564 mln	(8% of cover value / HypBG)

Changes due to
CHF revaluation

- Covering of CHF risk in Cover Pool
 - FX-risks are explicitly considered in the rating process of Moody's and are reflected as part of their over-collateralization requirement
 - *Moody's currently requires an OC of 28.0%*
- Internal Risk Management of Bank Austria
 - According to the Cover Pool Regulation of Bank Austria NPLs are removed regularly (monthly).
 - *Less than 1% of the loans (175 of 26,000) were taken out in 2014 for this reason*
 - Special safety buffers are designated for CHF Loans
 - The credit rating of FX-Loans is subject to additional and stricter standards and will - as always - be evaluated regularly
 - *For CHF Loans an additional FX-buffer of 25% on the credit volume is considered, which must be covered by the credit rating of the client*
- No new CHF mortgage loans, therefore no inflows into Cover Pool since 2010



Mortgage Cover Pool

Parameters of the Cover Pool and Issues

Liquidity & Funding
Cover Pool

1	2	3	■ Total Value of the Cover Pool as of 30 June 2016 in EUR equivalent:	10,269 mn
			• thereof in EUR:	8,572 mn
			• thereof in CHF:	1,569 mn
			• thereof substitute cover in EUR:	128 mn

Parameters of Cover Pool	
Weighted Average Life (in years incl. Amortization)	9.2
Contracted Weighted Average Life (in years)	13.8
Average Seasoning (in years)	6.1
Total Number of Loans	29,814
Total Number of Debtors	27,984
Total Number of Mortgages	29,814
Average Volume of Loans (in EUR)	340,115
Stake of 10 Biggest Loans	15.1%
Stake of 10 Biggest Debtors	17.6%
Stake of Bullet Loans	37.9%
Stake of Fixed Interest Loans	15.4%
Amount of Loans 90 Days Overdue	0
Average Interest Rate	1.3%

■ Moody's Rating:	Aaa
■ Nominal / Present Value Over-Collateralisation*):	110.3% / 105.3%
■ Total Value of Issued Mortgage Pfandbriefe as of 30 June 2016 in EUR:	4,883 mn
■ Total Value of Sold Mortgage Pfandbriefe as of 30 June 2016 in EUR:	4,283 mn

Parameters of Issues:	
Total Number	99
Average Maturity (in years)	5.3
Average Volume (in EUR)	49,319,383

*) Austrian Mortgage Banking Act requires a nominal over-collateralization of 2%. The basis for its calculation is a cover pool value reduced by legally defined haircuts. Taking these haircuts into consideration, the cover pool value amounts to EUR 6,987 mn, thus the overcollateralization is 43.1%. Additionally, in its Articles of Association, UniCredit Bank Austria commits itself to an over-collateralization on a present value basis.



Mortgage Cover Pool

Maturity Structure of Cover Pool and Issues

1 2 3

Liquidity & Funding
Cover Pool

Maturity of Assets in the Cover Pool		in mn EUR	in %
Maturity up to 12 months		301	2.9%
Maturity 12 - 60 months		1,533	14.9%
thereof Maturity 12 - 36 months		680	6.6%
thereof Maturity 36 - 60 months		853	8.3%
Maturity 60 - 120 months		2,201	21.4%
Maturity longer than 120 months		6,234	60.7%
Total		10,269	100.0%
Maturity of Issued Covered Bonds		in mn EUR	in %
Maturity up to 12 months		0	0.0%
Maturity 12 - 60 months		1,163	25.7%
thereof Maturity 12 - 36 months		131	2.9%
thereof Maturity 36 - 60 months		1,032	22.8%
Maturity 60 - 120 months		1,636	36.1%
Maturity longer than 120 months		1,733	38.2%
Total		4,533	100.0%



Mortgage Cover Pool

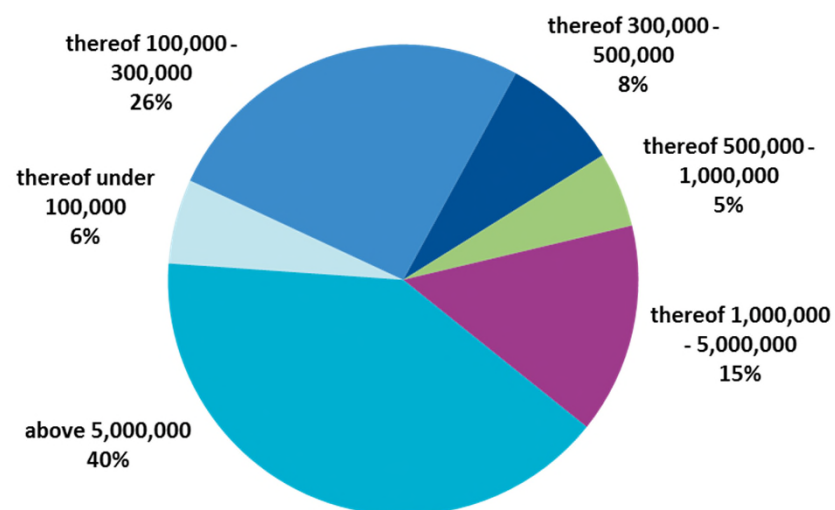
Assets Volume Breakdown

1 2 3

Liquidity & Funding
Cover Pool

Volume Breakdown by Size of Loans	in mn EUR	Number
below 300,000	3,270	25,867
thereof under 100,000	598	10,697
thereof 100,000 - 300,000	2,671	15,170
300,000 - 5,000,000	2,855	3,766
thereof 300,000 - 500,000	839	2,290
thereof 500,000 - 1,000,000	531	769
thereof 1,000,000 - 5,000,000	1,485	707
above 5,000,000	4,144	181
Total	10,269	29,814

Breakdown by Size of Loans







Mortgage Cover Pool

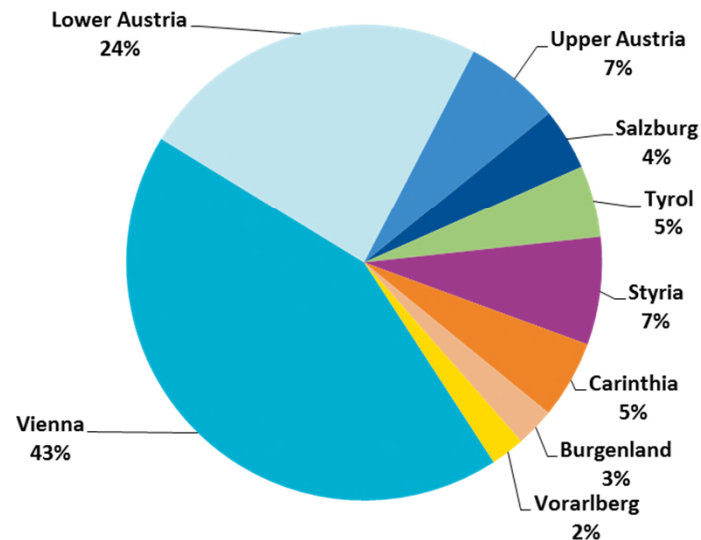
Regional Breakdown^{*)} of Mortgages in Austria

1 2 3

Liquidity & Funding
Cover Pool

Regional Breakdown Austria		in mn EUR	%
	Vienna	4,351	42.9%
	Lower Austria	2,422	23.9%
	Upper Austria	664	6.5%
	Salzburg	425	4.2%
	Tyrol	498	4.9%
	Styria	742	7.3%
	Carinthia	537	5.3%
	Burgenland	267	2.6%
	Vorarlberg	234	2.3%
Total		10,140	100.0%

Regional Breakdown Austria



Mortgage Cover Pool

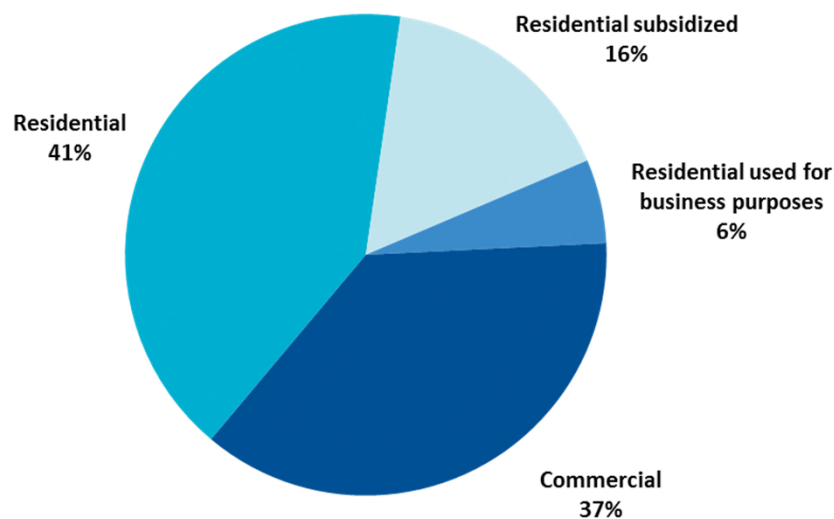
Breakdown^{*)} by Type of Use

1 2 3

Liquidity & Funding
Cover Pool

Mortgages Breakdown by Type of Use	in mn EUR	Number
Residential	4,177	25,938
Residential subsidized	1,651	1,940
Residential used for business purposes	572	1,118
Commercial	3,740	818
thereof Office	1,661	141
thereof Trade	1,140	74
thereof Tourism	192	114
thereof Agriculture	23	104
thereof mixed Use / Others	724	385
Total	10,140	29,814

Mortgages / Type of Use



^{*)} Without substitute cover (consists of bonds)



Mortgage Cover Pool

Breakdown^{*)} by Type of Use

1 2 3

Liquidity & Funding
Cover Pool

- Bank Austria's Mortgage **Cover Pool Value** accounts for **€ 10,140 mn** as of 30 June 2016 (without substitute cover)
- **All mortgages in cover pool are located in Austria**
 - The main concentration is in the City of Vienna 42.9% and the state of Lower Austria 23.9%
- **Breakdown of cover pool by type of use:**
 - 63.1% residential real estate (thereof 16.3% subsidized)
 - 36.9% commercial real estate, divides as follows:
 - Office 16.4%
 - Trade 11.2%
 - Tourism 1.9%
 - Other / Mixed use 7.4%

^{*)} all percent Values are respective cover pool value without substitute cover



Agenda

1 Overview Bank Austria

- Business Model & Strategy
- Profit & Loss
- Balance Sheet & Capital Ratios

2 Liquidity & Funding

- Funding Strategy & Position
- Transactions
- Cover Pool

3 Annex



Agenda

1 Overview Bank Austria

- Business Model & Strategy
- Profit & Loss
- Balance Sheet & Capital Ratios

2 Liquidity & Funding

- Funding Strategy & Position
- Transactions
- Cover Pool

3 Annex

- **Bank Austria within UniCredit Group**
- Real Estate Market Austria
- Legal Situation – Austrian Covered Bonds



UniCredit at a glance

A clear international profile based on a strong European identity

1 2 3

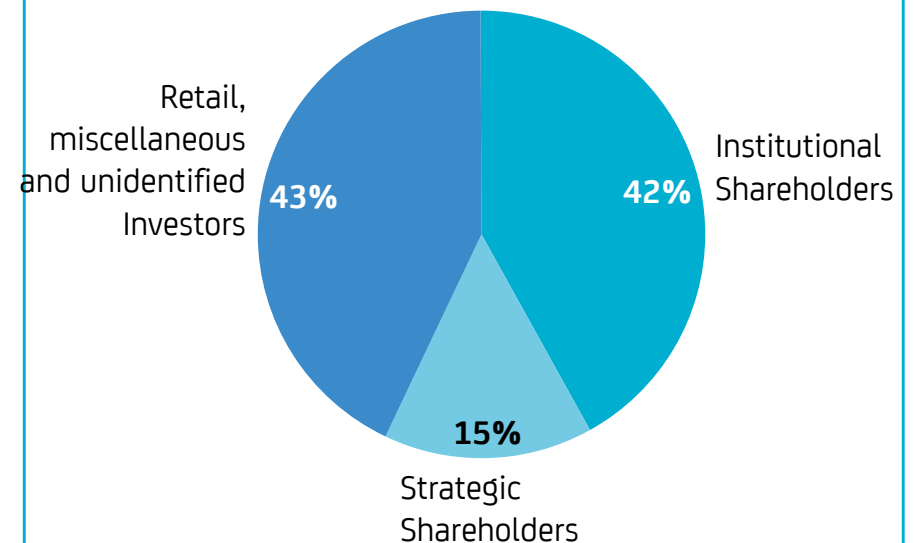
Annex

BA within UniCredit Group

UniCredit Highlights

- Strong local roots in 17 countries
- ~ 123,900 employees
- ~ 6,600 branches
- ~ 30 mn customers in Europe
- One of the most important banks in Europe with total assets of ~ € 875 bn
- One of the 30 Global Systemically Important Banks (“G-SIBs”) worldwide
- Market capitalization of ~ € 11 bn ²⁾
- Common Equity Tier 1 (CET1) Ratio at 10.33% under Basel 3 fully loaded ³⁾

Shareholder Structure¹⁾



Main shareholders:

- Stable shareholders, e.g. Foundations
- Institutional investors
- Retail investors

1) Source: UniCredit analysis on Sodali Shareholders' ID. All data based on ordinary shares as at 16 June 2016

2) As of 2 August 2016

3) As of 30 June 2016



Role of Bank Austria within UniCredit

1 2 3

Annex

BA within UniCredit Group

Within UniCredit, Bank Austria is the

- **Central hub** for the **CEE Region** (except Poland) and the
- **Responsible** unit for the **Austrian market**

Bank Austria benefits from being part of UniCredit:

- **Strong market presence in 17 European countries**
- Access to a **worldwide network**
- **Leveraging on the know-how of the Group's product factories**

Bank Austria as UniCredit's central hub for the CEE Region¹⁾:

- **Holding for banks in 13 CEE countries** with a population of approx. 300 mn
- Managing a network of about **1,300 branches and 28,000 FTE²⁾** in CEE³⁾
- Development of retail and corporate business in the region
- Liquidity management for the CEE subsidiaries
- Management of credit and market risk
- Responsibility for HR development

1) According to the "Strategic Plan of UniCredit" published on 11 Nov. 2015, CEE business to be transferred under the management of UniCredit SpA by end of 2016; 2) FTE = Full-time equivalent; 3) excl. a further 1,000 branches and ~19,000 FTE of the Turkish Joint Venture



Agenda

1 Overview Bank Austria

- Business Model & Strategy
- Profit & Loss
- Balance Sheet & Capital Ratios

2 Liquidity & Funding

- Funding Strategy & Position
- Transactions
- Cover Pool

3 Annex

- Bank Austria within UniCredit Group
- **Real Estate Market Austria**
- Legal Situation – Austrian Covered Bonds



Austrian Real Estate Market Overview

- The Austrian real estate market has the well-earned reputation as a relatively stable market. IPD/MSCI annually analyses an Austrian portfolio consisting of office, retail, residential, logistics and other properties. In 2015 as a whole, the total return of this portfolio amounted to 5.9%. Over the last ten years annual average total return was calculated as 5.7% and even in the crisis years 2008/2009 total return amounted to around 4%
- In 2015 investment in commercial real estate in Austria reached a new record volume of up to EUR 3.8bn depending on the source. With ultra-low or even negative interest rates demand for real estate will stay strong, although it is somewhat hampered by scarce supply of core property and high prices
- Residential real estate prices in Vienna have risen considerably over the last ten years. Nevertheless, price increases slowed down last year, while prices in the rest of Austria accelerated



Austrian Real Estate Market

Prices for residential real estate

1 2 3

Annex
Real Estate Market Austria

- The strong increase of real estate prices in Vienna has moderated considerably over the last quarters
- Prices in Austria excl. Vienna, which showed a more moderate development over the last ten years, recently accelerated



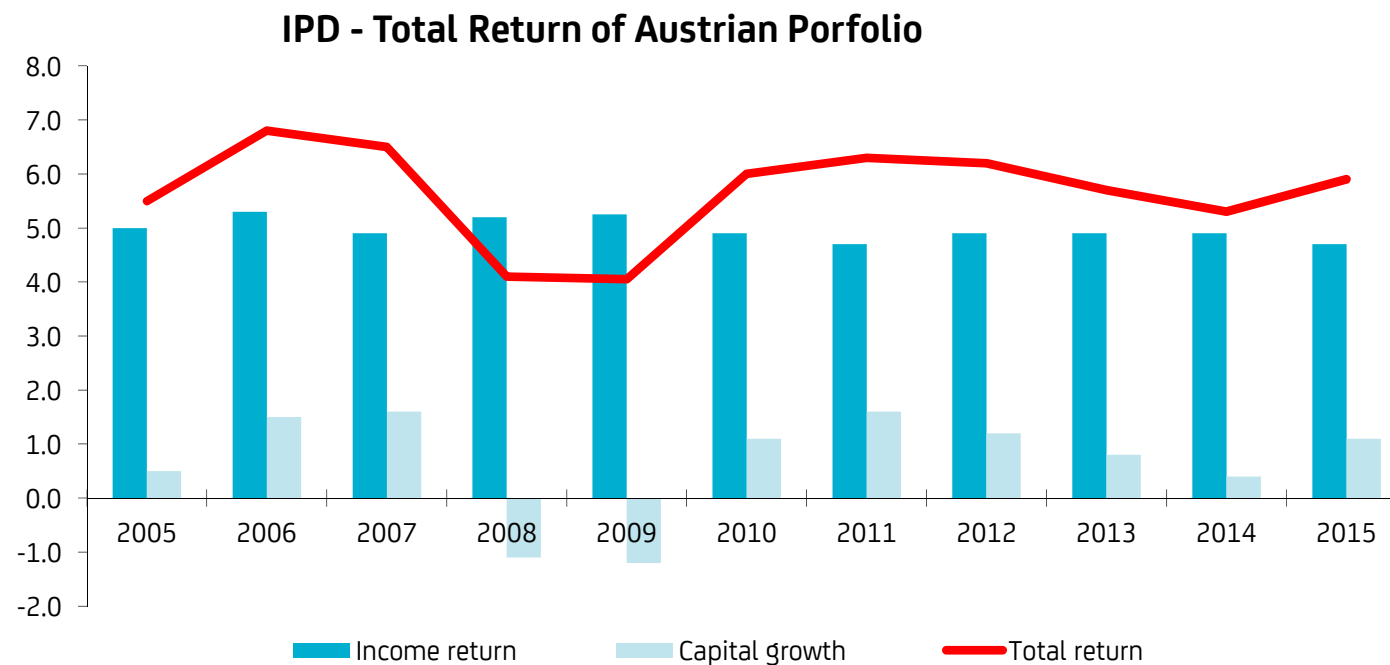
Austrian Real Estate Market

IPD

1 2 3

Annex
Real Estate Market Austria

- Austria's real estate market scores through relatively high stability, which is confirmed by calculations done by IPD/MSCI.



Source: IPD/MSCI



Agenda

1 Overview Bank Austria

- Business Model & Strategy
- Profit & Loss
- Balance Sheet & Capital Ratios

2 Liquidity & Funding

- Funding Strategy & Position
- Transactions
- Cover Pool

3 Annex

- Bank Austria within UniCredit Group
- Real Estate Market Austria
- **Legal Situation – Austrian Covered Bonds**



Austrian Legal Framework

Mortgage and Public Sector Pfandbriefe

1 2 3

Annex

Legal situation – Austrian covered bonds

Austrian Covered Bonds

Pfandbriefe

Fundierte Schuldverschreibungen

Hypothekendarbankgesetz
(Mortgage Banking Act 1899)

Pfandbriefgesetz
(Pfandbrief Law 1938)

Law of 1905

Bank Austria

Remark:

Austrian 'Mortgage Pfandbriefe' also follow the same legal regulation as 'Public Sector Pfandbriefe'



Comparison Austria vs. Germany

1 2 3

Annex

Legal situation – Austrian covered bonds

Criteria of Pfandbrief law / Hypothekbankgesetz	Austria	Germany
Pfandbrief law in place	YES	YES
Mortgage and public sector collateral assets in separate pools	YES	YES
Cover register	YES	YES
Collateral assets limited to Europe	YES	X
Legally required minimum over- collateralization	YES	YES
Cover pool monitoring (Trustee)	YES	YES
Special proceedings in case of insolvency	YES	YES
Pfandbriefe remain outstanding in case of issuer's bankruptcy	YES	YES
NPV matching	YES*	YES

- Austrian „Hypothekbankgesetz“ was initially based on the German legislation
- Important changes to the German "Pfandbrief" - legislation were followed by the Austrian "Hypothekbankgesetz", which continues to reflect the principal features of the German "Pfandbriefgesetz"
- Main differences in the current version are:
 - German law also allows collateral assets from non-European countries
 - German law includes compulsory NPV-matching, whereas in Austria a voluntary commitment is foreseen to be stipulated in the articles of association. Bank Austria, accordingly, included such clause in its articles of association

* if included in the Articles of Association of the respective credit institution



Your Contacts

CFO Finance

UniCredit Bank Austria AG

Martin Klauzer

Head of Finance

Tel. +43 (0) 50505 82511

martin.klauzer@unicreditgroup.at

Thomas Ruzek

Head of Strategic Funding

Tel. +43 (0) 50505 82560

thomas.ruzek@unicreditgroup.at

Gabriele Wiebogen

Head of Long Term Funding

Tel. +43 (0) 50505 82337

gabriele.wiebogen@unicreditgroup.at

Werner Leitner

Head of Cover Pool Management

Tel. +43 (0) 50505 82647

werner.leitner@unicreditgroup.at

CFO Planning & Controlling Austria

UniCredit Bank Austria AG

Günther Stromenger

Head of Corporate Relations

Tel. +43 (0) 50505 57232

guenther.stromenger@unicreditgroup.at

Impressum

UniCredit Bank Austria AG

CFO Finance

A-1010 Vienna, Schottengasse 6-8



Disclaimer

This publication is presented to you by:

UniCredit Bank Austria AG
Julius Tandler-Platz 3
A-1090 Wien

The information in this publication is based on carefully selected sources believed to be reliable. However we do not make any representation as to its accuracy or completeness. Any opinions herein reflect our judgement at the date hereof and are subject to change without notice. Any investments presented in this report may be unsuitable for the investor depending on his or her specific investment objectives and financial position. Any reports provided herein are provided for general information purposes only and cannot substitute the obtaining of independent financial advice. Private investors should obtain the advice of their banker/broker about any investments concerned prior to making them. Nothing in this publication is intended to create contractual obligations. Corporate & Investment Banking of UniCredit Group consists of UniCredit Bank AG, Munich, UniCredit Bank Austria AG, Vienna, UniCredit S.p.A., Rome and other members of the UniCredit Group. UniCredit Bank AG is regulated by the German Financial Supervisory Authority (BaFin), UniCredit Bank Austria AG is regulated by the Austrian Financial Market Authority (FMA) and UniCredit S.p.A. is regulated by both the Banca d'Italia and the Commissione Nazionale per le Società e la Borsa (CONSOB).

Note to UK Residents:

In the United Kingdom, this publication is being communicated on a confidential basis only to clients of Corporate & Investment Banking of UniCredit Group (acting through UniCredit Bank AG, London Branch) who (i) have professional experience in matters relating to investments being investment professionals as defined in Article 19(5) of the Financial Services and Markets Act 2000 (Financial Promotion) Order 2005 ("FPO"); and/or (ii) are falling within Article 49(2) (a) – (d) ("high net worth companies, unincorporated associations etc.") of the FPO (or, to the extent that this publication relates to an unregulated collective scheme, to professional investors as defined in Article 14(5) of the Financial Services and Markets Act 2000 (Promotion of Collective Investment Schemes) (Exemptions) Order 2001 and/or (iii) to whom it may be lawful to communicate it, other than private investors (all such persons being referred to as "Relevant Persons"). This publication is only directed at Relevant Persons and any investment or investment activity to which this publication relates is only available to Relevant Persons or will be engaged in only with Relevant Persons. Solicitations resulting from this publication will only be responded to if the person concerned is a Relevant Person. Other persons should not rely or act upon this publication or any of its contents.

The information provided herein (including any report set out herein) does not constitute a solicitation to buy or an offer to sell any securities. The information in this publication is based on carefully selected sources believed to be reliable but we do not make any representation as to its accuracy or completeness. Any opinions herein reflect our judgement at the date hereof and are subject to change without notice.

We and/or any other entity of Corporate & Investment Banking of UniCredit Group may from time to time with respect to securities mentioned in this publication (i) take a long or short position and buy or sell such securities; (ii) act as investment bankers and/or commercial bankers for issuers of such securities; (iii) be represented on the board of any issuers of such securities; (iv) engage in "market making" of such securities; (v) have a consulting relationship with any issuer. Any investments discussed or recommended in any report provided herein may be unsuitable for investors depending on their specific investment objectives and financial position. Any information provided herein is provided for general information purposes only and cannot substitute the obtaining of independent financial advice.

UniCredit Bank AG, London Branch is regulated by the Financial Services Authority for the conduct of business in the UK as well as by BaFin, Germany.

Notwithstanding the above, if this publication relates to securities subject to the Prospectus Directive (2005) it is sent to you on the basis that you are a Qualified Investor for the purposes of the directive or any relevant implementing legislation of a European Economic Area ("EEA") Member State which has implemented the Prospectus Directive and it must not be given to any person who is not a Qualified Investor. By being in receipt of this publication you undertake that you will only offer or sell the securities described in this publication in circumstances which do not require the production of a prospectus under Article 3 of the Prospectus Directive or any relevant implementing legislation of an EEA Member State which has implemented the Prospectus Directive.

Note to US Residents:

The information provided herein or contained in any report provided herein is intended solely for institutional clients of Corporate & Investment Banking of UniCredit Group acting through UniCredit Bank AG, New York Branch and UniCredit Capital Markets, Inc. (together "UniCredit") in the United States, and may not be used or relied upon by any other person for any purpose. It does not constitute a solicitation to buy or an offer to sell any securities under the Securities Act of 1933, as amended, or under any other US federal or state securities laws, rules or regulations. Investments in securities discussed herein may be unsuitable for investors, depending on their specific investment objectives, risk tolerance and financial position.

In jurisdictions where UniCredit is not registered or licensed to trade in securities, commodities or other financial products, any transaction may be effected only in accordance with applicable laws and legislation, which may vary from jurisdiction to jurisdiction and may require that a transaction be made in accordance with applicable exemptions from registration or licensing requirements.

All information contained herein is based on carefully selected sources believed to be reliable, but UniCredit makes no representations as to its accuracy or completeness. Any opinions contained herein reflect UniCredit's judgement as of the original date of publication, without regard to the date on which you may receive such information, and are subject to change without notice.

UniCredit may have issued other reports that are inconsistent with, and reach different conclusions from, the information presented in any report provided herein. Those reports reflect the different assumptions, views and analytical methods of the analysts who prepared them. Past performance should not be taken as an indication or guarantee of further performance, and no representation or warranty, express or implied, is made regarding future performance.

UniCredit and/or any other entity of Corporate & Investment Banking of UniCredit Group may from time to time, with respect to any securities discussed herein: (i) take a long or short position and buy or sell such securities; (ii) act as investment and/or commercial bankers for issuers of such securities; (iii) be represented on the board of such issuers; (iv) engage in "market-making" of such securities; and (v) act as a paid consultant or adviser to any issuer.

The information contained in any report provided herein may include forward-looking statements within the meaning of US federal securities laws that are subject to risks and uncertainties. Factors that could cause a company's actual results and financial condition to differ from its expectations include, without limitation: Political uncertainty, changes in economic conditions that adversely affect the level of demand for the company's products or services, changes in foreign exchange markets, changes in international and domestic financial markets, competitive environments and other factors relating to the foregoing. All forward-looking statements contained in this report are qualified in their entirety by this cautionary statement.

This product is offered by UniCredit Bank Austria AG who is solely responsible for the Product and its performance and/or effectiveness. UEFA and its affiliates, member associations and sponsors (excluding UniCredit and UniCredit Bank Austria AG) do not endorse, approve or recommend the Product and accept no liability or responsibility whatsoever in relation thereto.

UniCredit Bank Austria AG, Vienna
as of 23 August 2016

