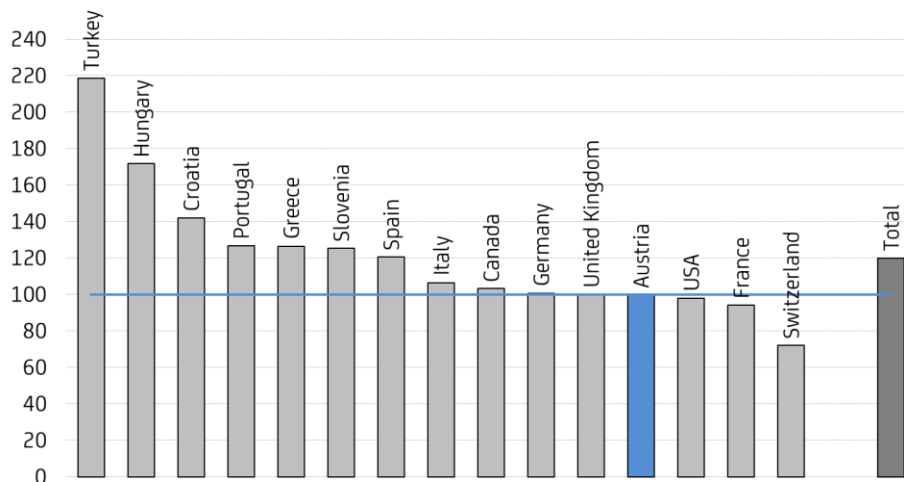


**Holiday Euro Summer 2019:**

**Holiday Euro 2019 worth on average 20 percent more than at home**

On holiday, EUR 100 are worth



Sources: UniCredit Research (own estimates), OECD, Eurostat, Statistik Austria, JMay 2019

## On holiday, EUR 100 are worth

Comparison of Purchasing Power \*)

Destination	May-19 EUR 100 are worth EUR ... in this country	May-18	- more exp. + cheaper <sup>1)</sup> compared to previous year in %
<b>Austria</b>	<b>100</b>	<b>100</b>	
Italy	107	106	0%
Croatia	142	142	0%
Germany	101	101	0%
Spain	121	121	0%
Turkey	219	195	11%
Greece	127	126	0%
France	94	94	1%
United Kingdom	100	102	-2%
Hungary	172	172	0%
Switzerland	72	74	-3%
Slovenia	125	125	0%
USA	98	103	-5%
Portugal	127	126	1%
Canada	103	104	-1%
<b>Total<sup>2)</sup></b>	<b>120</b>	<b>120</b>	<b>0%</b>

\*) EU-25 countries excluding housing costs

<sup>1)</sup> Compared to Austria

<sup>2)</sup> Only the most important countries weighted by destinations

Sources: OECD, Eurostat, Statistik Austria, UniCredit Research

## On holiday, EUR 100 are worth Comparison of Purchasing Power\*)

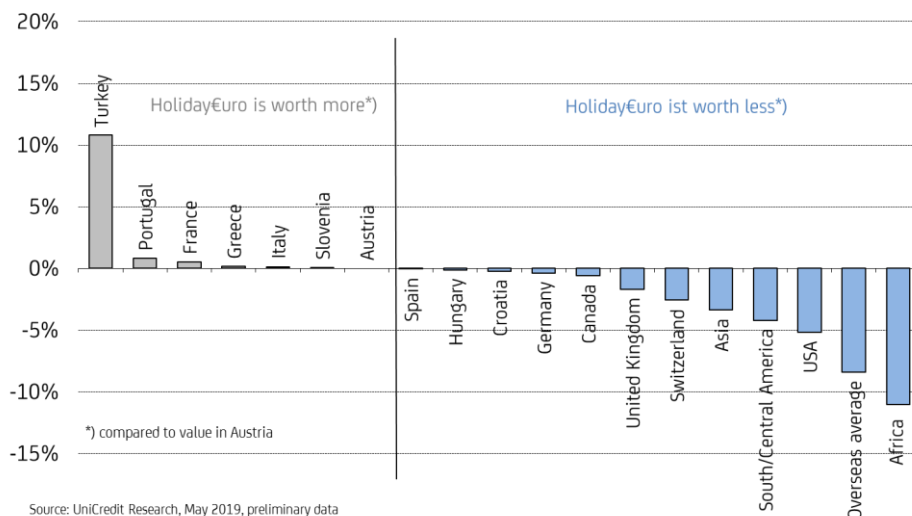
Reiseziele	May-19 EUR 100 are worth EUR ... in this country	May-18 EUR ... in this country	- more exp. + cheaper compared to prev. year in %
<b>Austria</b>	<b>100</b>	<b>100</b>	
Italy	107	106	0.1%
Croatia	142	142	-0.2%
Germany	101	101	-0.4%
Spain	121	121	0.0%
Turkey	219	195	10.8%
Greece	127	126	0.2%
France	94	94	0.5%
United Kingdom	100	102	-1.7%
Hungary	172	172	-0.2%
Switzerland	72	74	-2.6%
Slovenia	125	125	0.1%
USA	98	103	-5.2%
Portugal	127	126	0.8%
Ireland	92	92	0.1%
Netherlands	98	99	-1.2%
Poland	158	157	0.4%
Romania	195	187	4.1%
Slovakia	139	140	-0.9%
Czech Republic	154	155	-0.6%
Cyprus	120	119	0.7%
Sweden	95	91	4.3%
Canada	103	104	-0.6%
Bulgaria	189	190	-0.3%
Asia	-	-	-3.4%
Thailand	-	-	-5.6%
Japan	-	-	-3.7%
Hong Kong	-	-	-5.3%
China	-	-	1.3%
Africa	-	-	-11.0%
Egypt	-	-	-22.6%
Tunisia	-	-	7.1%
South Africa	-	-	4.7%
South/Central America	-	-	-4.2%
Mexico	-	-	-5.0%
Dominican Republic	-	-	-6.1%
Brazil	-	-	1.1%
Australia	-	-	2.8%
New Zealand	-	-	0.7%
Overseas average	-	-	-8.4%
<b>Ttotal <sup>1)</sup></b>	<b>120</b>	<b>120</b>	<b>-0.2%</b>

\*) For EU countries without housing costs

<sup>1)</sup> only the most important countries

Source: UniCredit Research, OECD, Eurostat, Statistik Austria

Changes in the "HolidayEuro" (changes since May 2018 in %)



Data for the chart:

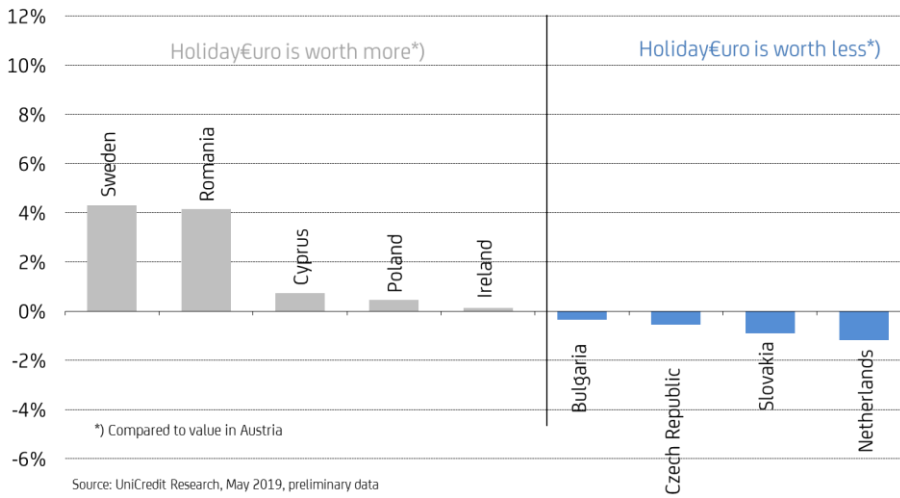
Changes in the "HolidayEuro" (May 2019 over May 2018)

Turkey	10.8%
Portugal	0.8%
France	0.5%
Greece	0.2%
Italy	0.1%
Slovenia	0.1%
Austria	0.0%
Spain	0.0%
Hungary	-0.2%
Croatia	-0.2%
Germany	-0.4%
Canada	-0.6%
United Kingdom	-1.7%
Switzerland	-2.6%
Asia	-3.4%
South/Central America	-4.2%
USA	-5.2%
Overseas average	-8.4%
Africa	-11.0%

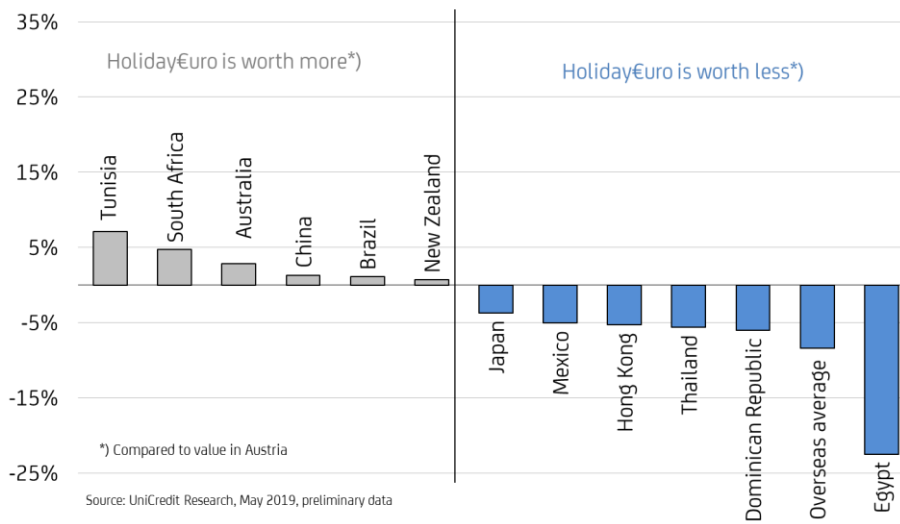
Source: UniCredit Research



**Changes in the "HolidayEuro"**  
(less frequently visited countries, change since May 2018 in %)



**Changes in the "HolidayEuro" in overseas countries** (change since May 2018 in %)



## Data for the chart

### Changes in overseas "HolidayEuro" (May 2019 over May 2018)

Tunisia	7%
South Africa	5%
Australia	3%
China	1%
Brazil	1%
New Zealand	1%
Japan	-4%
Mexico	-5%
Hong Kong	-5%
Thailand	-6%
Dominican Republic	-6%
Overseas average	-8%
Egypt	-23%

Source: UniCredit Research

**Enquiries:** UniCredit Bank Austria Economics and Market Analysis Austria  
Stefan Bruckbauer, Tel. +43 (0)5 05 05-41951  
Email: [stefan.bruckbauer@unicreditgroup.at](mailto:stefan.bruckbauer@unicreditgroup.at)

UniCredit Bank Austria Corporate Communications  
Matthias Raftl, Tel. +43 (0)5 05 05-52809  
Email: [matthias.raftl@unicreditgroup.at](mailto:matthias.raftl@unicreditgroup.at)