

PRESS RELEASE

Vienna, 28 June 2018

On holiday, EUR 100 are worth

Comparison of Purchasing Power *)

Destination	June 2018 EUR 100 are worth EUR ... in this country	June 2017	- more exp. + cheaper ¹⁾ compared to previous year in %
Austria	100	100	
Italy	106	105	1%
Croatia	142	142	0%
Germany	101	101	0%
Spain	121	121	0%
Turkey	214	172	19%
Greece	126	124	2%
France	100	100	0%
United Kingdom	102	103	-1%
Hungary	172	165	4%
Switzerland	74	69	7%
Slovenia	125	126	0%
USA	99	97	2%
Portugal	126	125	1%
Canada	104	100	4%
Total²⁾	120	118	2%

*) EU-25 countries excluding housing costs

¹⁾ Compared to Austria

²⁾ Only the most important countries weighted by destinations

Source: UniCredit Bank Austria Economics & Market Analysis Austria, OECD, Eurostat, Statistik Austria



On holiday, EUR 100 are worth Comparison of Purchasing Power *)

Destination	June 2018 EUR 100 are worth EUR ... in this country	June 2017	- more exp. + cheaper ¹⁾ compared to previous year in %
Austria	100	100	
Italy	106	105	1%
Croatia	142	142	0%
Germany	101	101	0%
Spain	121	121	0%
Turkey	214	172	19%
Greece	126	124	2%
France	100	100	0%
United Kingdom	102	103	-1%
Hungary	172	165	4%
Switzerland	74	69	7%
Slovenia	125	126	0%
USA	99	97	2%
Portugal	126	125	1%
Ireland	92	90	1%
Netherlands	99	99	0%
Poland	157	153	2%
Romania	187	180	4%
Slovakia	140	141	-1%
Czech Republic	155	158	-2%
Cyprus	117	116	1%
Sweden	93	88	5%
Canada	104	100	4%
Bulgaria	179	180	0%
Asia	-	-	-2%
Thailand	-	-	-2%
Japan	-	-	-2%
Hong Kong	-	-	-1%
China	-	-	-3%
Africa	-	-	-7%
Egypt	-	-	-9%
Tunisia	-	-	-2%
South Africa	-	-	-5%
South/Central America	-	-	5%
Mexico	-	-	0%
Dominican Republic	-	-	4%
Brazil	-	-	15%
Australia	-	-	4%
New Zealand	-	-	2%
Overseas average	-	-	-4%
Total²⁾	120	118	2%

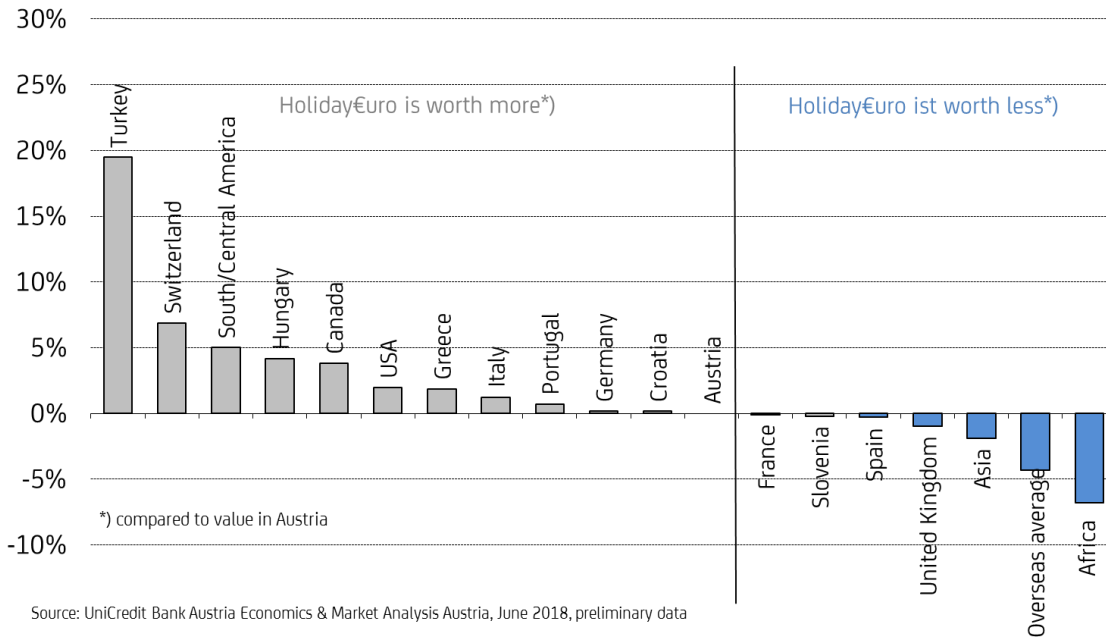
*) For EU countries without housing costs

¹⁾ Compared to Austria

²⁾ Only the most important countries weighted by destinations

Source: UniCredit Bank Austria Economics & Market Analysis Austria, OECD, Eurostat, Statistik Austria

Changes in the "HolidayEuro" (changes since June 2017 in %)



Source: UniCredit Bank Austria Economics & Market Analysis Austria, June 2018, preliminary data

Data for the diagram:

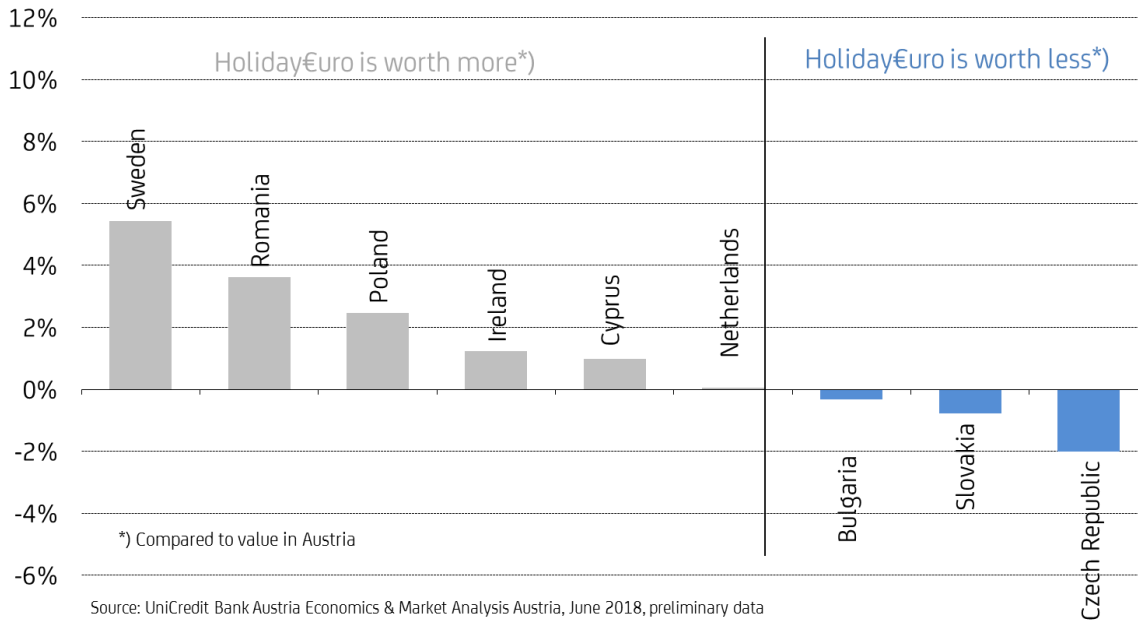
Changes in the "HolidayEuro" (June 2018 over June 2017)

Turkey	19.5%
Switzerland	6.9%
South/Central America	5.0%
Hungary	4.2%
Canada	3.8%
USA	2.0%
Greece	1.9%
Italy	1.2%
Portugal	0.7%
Germany	0.2%
Croatia	0.2%
Austria	0.0%
France	-0.1%
Slovenia	-0.2%
Spain	-0.3%
United Kingdom	-1.0%
Asia	-1.9%
Overseas average	-4.3%
Africa	-6.8%

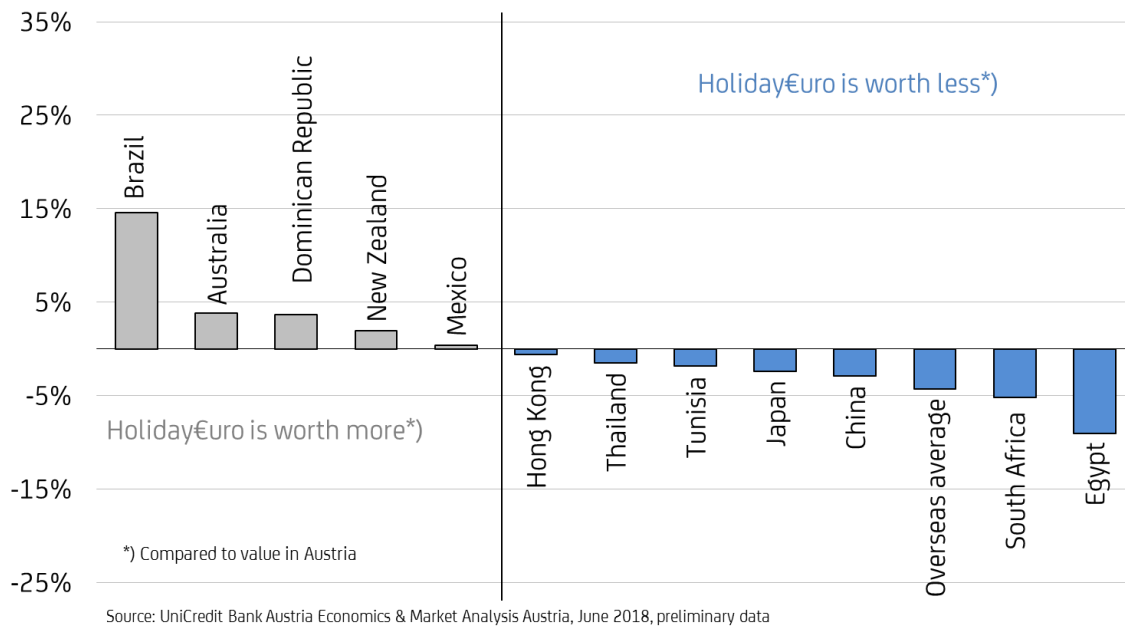
Source: UniCredit Bank Austria Economics & Market Analysis Austria

Changes in the "HolidayEuro"

(less frequently visited countries, change since June 2017 in %)



Changes in the "HolidayEuro" in overseas countries (change since June 2017 in %)



Data for the diagram:

Changes in overseas "HolidayEuro"
(June 2018 over June 2017)

Brazil	15%
Australia	4%
Dominican Republic	4%
New Zealand	2%
Mexico	0%
Hong Kong	-1%
Thailand	-2%
Tunisia	-2%
Japan	-2%
China	-3%
Overseas average	-4%
South Africa	-5%
Egypt	-9%

Source: UniCredit Bank Austria Economics & Market Analysis Austria