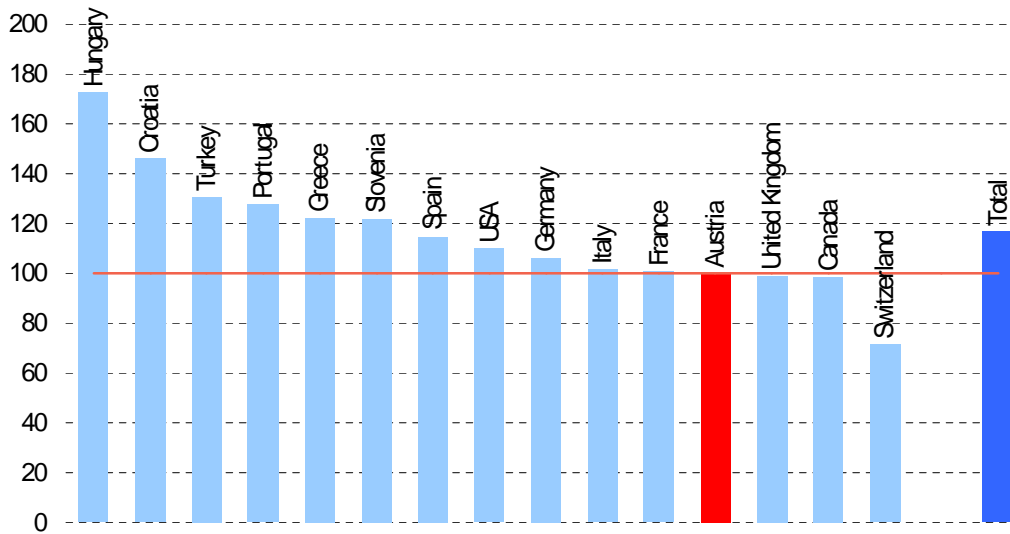




On holiday, EUR 100 are worth



Source: OECD, Eurostat, Statistik Austria, Bank Austria Economics & Market Analysis Austria (own estimates), Dec 2014

On holiday, EUR 100 are worth
 Comparison of Purchasing Power *)

Destination	Popularity ¹⁾	Dez 14	Dez 13	- more exp. + cheaper ²⁾ compared to previous year in %
		EUR 100 are worth EUR... in this country		
Austria		100	100	
Italy	22%	102	101	1%
Croatia	15%	146	143	2%
Germany	9%	106	105	1%
Spain	7%	115	113	2%
Turkey	4%	131	143	-9%
Greece	4%	122	118	3%
France	4%	101	100	1%
United Kingdom	3%	99	105	-6%
Hungary	3%	173	166	4%
Switzerland	2%	72	73	-1%
Slovenia	1%	122	120	1%
USA	1%	110	121	-10%
Portugal	1%	128	126	1%
Canada	0%	98	101	-2%
Total ³⁾	73%	117	116	1%

*) EU-25 countries excluding housing costs

¹⁾ Percentage of holidays abroad longer than 4 days taken by Austrians

²⁾ Compared to Austria

³⁾ Only the most important countries

Source: OECD, Eurostat, Statistik Austria, Bank Austria Economics & Market Analysis Austria

On holiday, EUR 100 are worth
 Comparison of Purchasing Power *)

Destination	Dez 14	Dez 13	- more exp. + cheaper compared to previous year in %
	EUR 100 are worth EUR... in this country		
Austria	100	100	
Italy	102	101	1%
Croatia	146	143	2%
Greece	122	118	3%
Germany	106	105	1%
Spain	115	113	2%
Turkey	131	143	-9%
France	101	100	1%
Hungary	173	166	4%
Slovenia	122	120	1%
United Kingdom	99	105	-6%
USA	110	121	-10%
Switzerland	72	73	-1%
Portugal	128	126	1%
Canada	98	101	-2%
Czech Rep.	142	140	1%
Ireland	93	91	1%
Sweden	89	84	5%
Cyprus	112	111	1%
Romania	177	175	1%
Slovakia	134	132	2%
Poland	158	155	2%
Netherlands	100	99	1%
Bulgaria	167	165	1%
Asia	-	-	-9%
Thailand	-	-	-10%
Japan	-	-	2%
Hong Kong	-	-	-15%
China	-	-	-9%
Africa	-	-	-11%
Egypt	-	-	-16%
Tunisia	-	-	-3%
South Africa	-	-	-4%
South/Central America	-	-	-2%
Mexico	-	-	-2%
Dominican Republic	-	-	-1%
Brazil	-	-	-4%
Australia	-	-	-1%
New Zealand	-	-	-5%
Overseas average	-	-	-9%
Total ¹⁾	117	116	1%

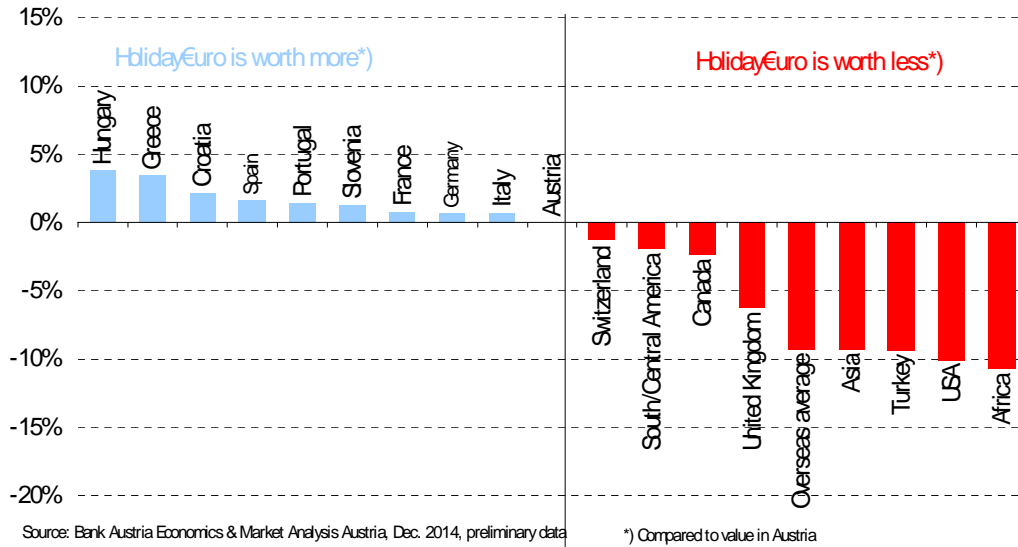
*) For EU countries without housing costs

¹⁾ only the most important countries

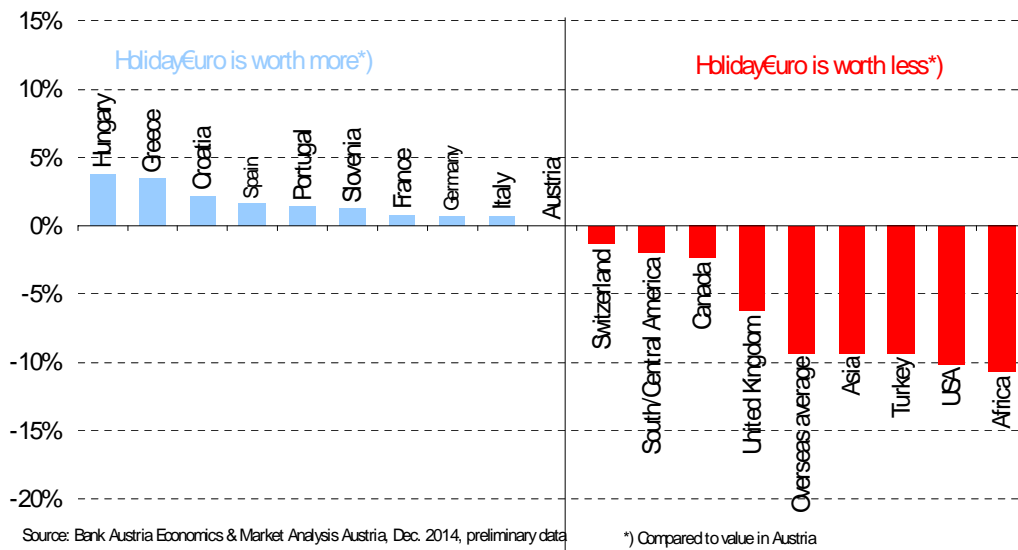
Source: OECD, Eurostat, Statistik Austria, Bank Austria Economics & Market Analysis Austria

3

Changes in the "HolidayEuro" (since Dec. 2013 in %)



Changes in the "HolidayEuro" (since Dec. 2013 in %)



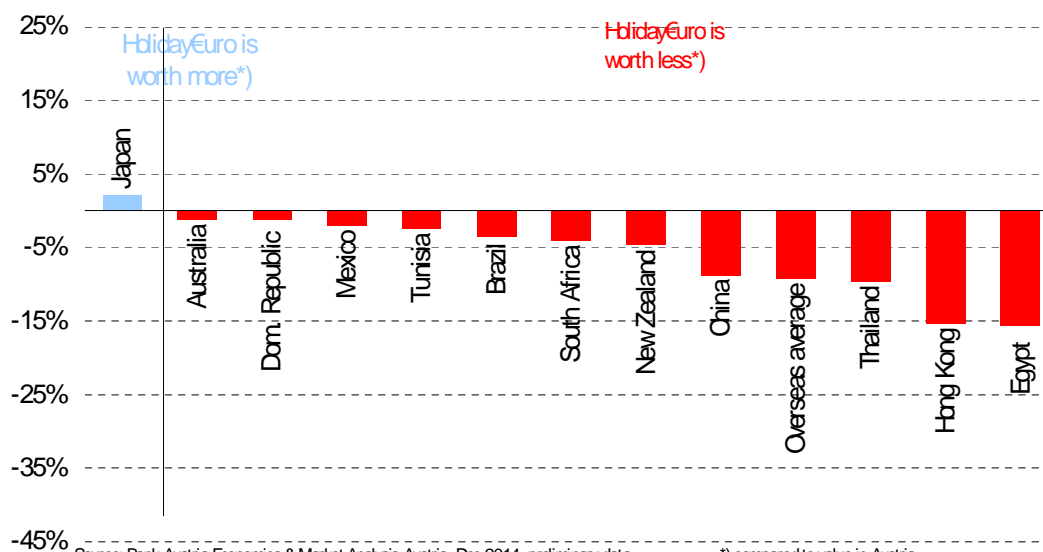
Additional information for the chart:

Changes in the "HolidayEuro"
(Dec. 2014 over Dec. 2013, in %)

Hungary	3,8%
Greece	3,5%
Croatia	2,2%
Spain	1,6%
Portugal	1,4%
Slovenia	1,3%
France	0,8%
Germany	0,7%
Italy	0,7%
Austria	0,0%
Switzerland	-1,3%
South/Central America	-2,0%
Canada	-2,4%
United Kingdom	-6,2%
Overseas average	-9,3%
Asia	-9,3%
Turkey	-9,4%
USA	-10,2%
Africa	-10,7%

Source: Bank Austria Economics & Market Analysis Austria

Change of HolidayEuro in overseas countries (since Dec 2013 in %)



Source: Bank Austria Economics & Market Analysis Austria, Dec 2014, preliminary data *) compared to value in Austria

Additional information for the chart



Changes in overseas "HolidayEuro"

(Dec 2014 over Dec. 2013, in %)

Japan	2%
Australia	-1%
Dom. Republic	-1%
Mexico	-2%
Turisia	-3%
Brazil	-4%
South Africa	-4%
New Zealand	-5%
China	-9%
Overseas average	-9%
Thailand	-10%
Hong Kong	-15%
Egypt	-16%

Source: Bank Austria Economics & Market Analysis Austria