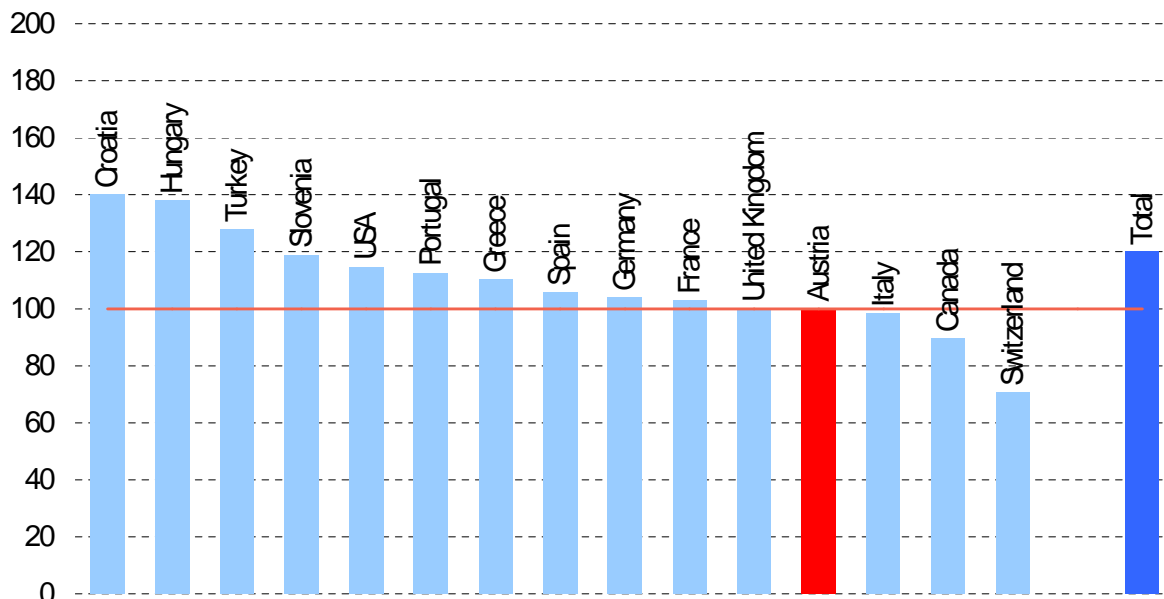


On holiday, EUR 100 are worth



Source: OECD, Eurostat, Statistik Austria, Bank Austria Economics & Market Analysis Austria (own estimates), December 2012

On holiday, EUR 100 are worth

Comparison of Purchasing Power *)

Destination	Popularity ¹⁾	Dec 2012	Dec 2011	- more exp. + cheaper ²⁾
		EUR 100 are worth EUR... in this country		compared to previous year in %
Austria		100	100	
Italy	19%	98	98	0%
Croatia	13%	140	140	0%
Germany	8%	104	103	1%
Greece	7%	110	108	2%
Spain	7%	106	106	0%
Turkey	7%	128	138	-8%
France	4%	103	102	1%
Hungary	3%	138	150	-9%
Switzerland	2%	71	70	1%
United Kingdom	2%	100	103	-3%
Slovenia	2%	119	119	0%
USA	2%	115	113	1%
Portugal	1%	113	112	1%
Canada	0%	90	91	-1%
Total ³⁾	71%	120	121	-1%

*) EU25 countries excluding housing costs

¹⁾ Percentage of holidays abroad longer than 4 days taken by Austrians

²⁾ Compared to Austria

³⁾ Only the most important countries

Source: OECD, Eurostat, Statistik Austria, Bank Austria Economics & Market Analysis Austria

On holiday, EUR 100 are worth
Comparison of Purchasing Power *)

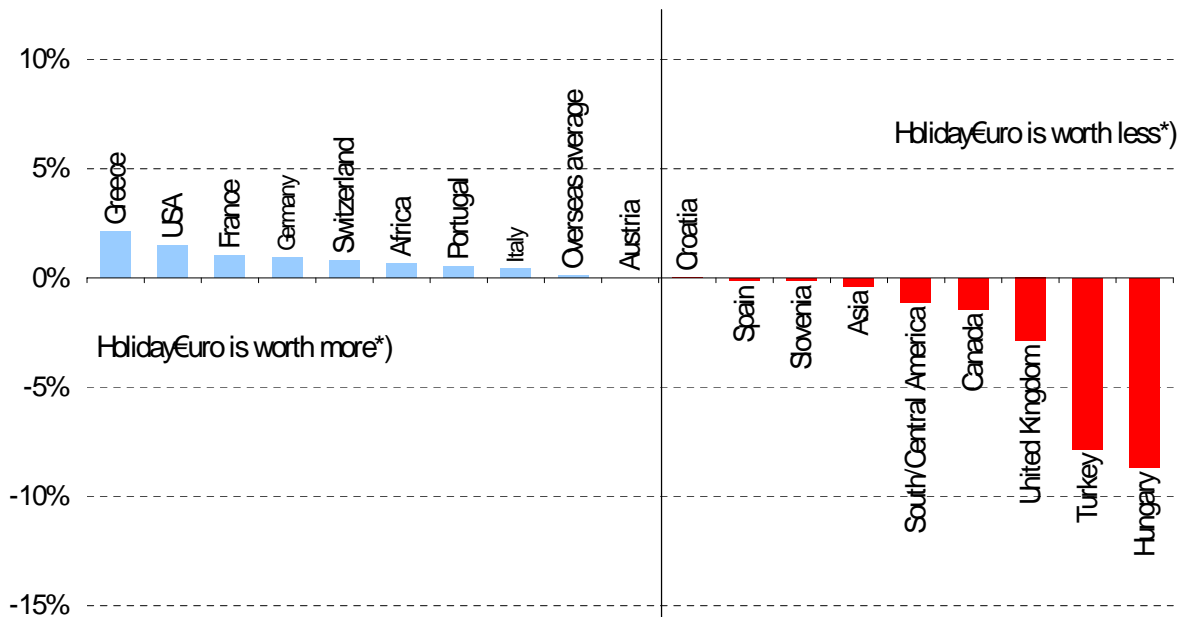
Destination	Dec 2012	Dec 2011	- more exp. + cheaper compared to previous year in %
	EUR 100 are worth EUR... in this country		
Austria	100	100	
Italy	98	98	0%
Croatia	140	140	0%
Greece	110	108	2%
Germany	104	103	1%
Spain	106	106	0%
Turkey	128	138	-8%
France	103	102	1%
Hungary	138	150	-9%
Slovenia	119	119	0%
United Kingdom	100	103	-3%
USA	115	113	1%
Switzerland	71	70	1%
Portugal	113	112	1%
Canada	90	91	-1%
Czech Rep.	127	128	-1%
Ireland	92	90	1%
Sweden	86	87	-2%
Cyprus	110	108	1%
Romania	201	189	6%
Slovakia	118	118	-1%
Poland	170	187	-10%
Netherlands	101	101	0%
Bulgaria	156	155	1%
Asia	-	-	0%
Thailand	-	-	-2%
Japan	-	-	11%
Hong Kong	-	-	-1%
China	-	-	0%
Africa	-	-	1%
Egypt	-	-	-1%
Tunisia	-	-	3%
South Africa	-	-	2%
South/Central America	-	-	-1%
Mexico	-	-	3%
Dominican Republic	-	-	-7%
Brazil	-	-	9%
Australia	-	-	-2%
New Zealand	-	-	-5%
Overseas average	-	-	0%
Total ¹⁾	120	121	-1%

*) For EU countries without housing costs

¹⁾ only the most important countries

Source: CECD, Eurostat, Statistik Austria, Bank Austria Economics & Market Analysis Austria

Changes in the "HolidayEuro" (since December 2011 in %)



Source: Bank Austria Economics & Market Analysis Austria, December 2012, preliminary data *) Compared to value in Austria

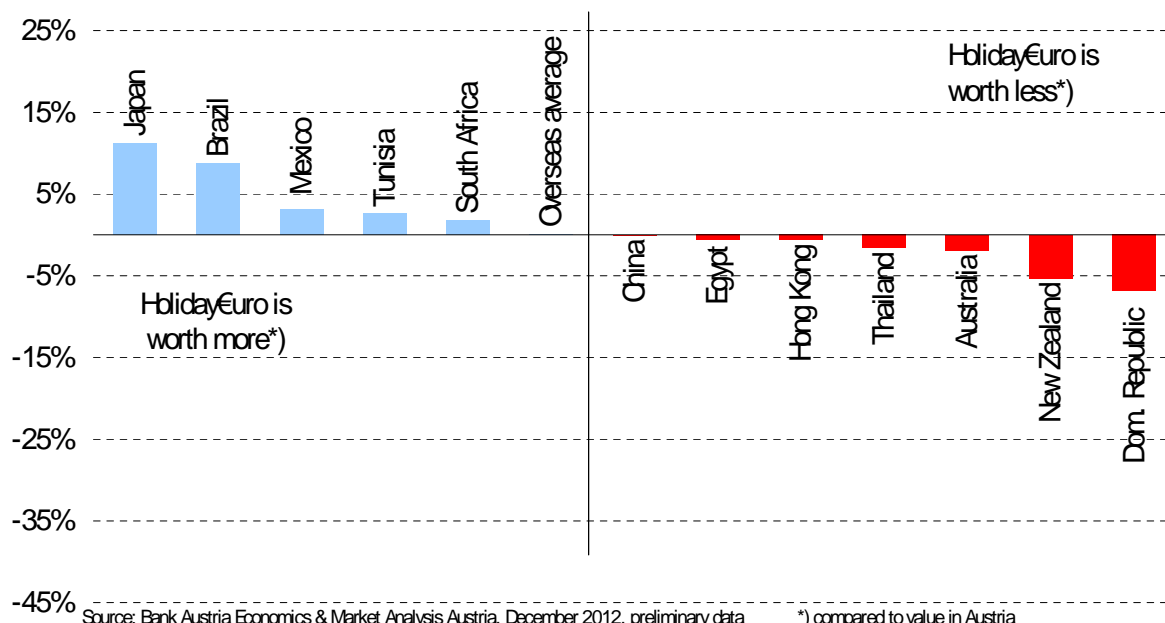
Additional information regarding the chart:

Changes in the "HolidayEuro" (Dec 2012 over Dec 2011, in %)

Greece	2,1%
USA	1,5%
France	1,0%
Germany	0,9%
Switzerland	0,8%
Africa	0,7%
Portugal	0,5%
Italy	0,4%
Overseas average	0,1%
Austria	0,0%
Croatia	0,0%
Spain	-0,1%
Slovenia	-0,1%
Asia	-0,4%
South/Central America	-1,1%
Canada	-1,5%
United Kingdom	-2,9%
Turkey	-7,8%
Hungary	-8,7%

Source: Bank Austria Economics & Market Analysis Austria

Change of HolidayEuro in overseas countries (since December 2011 in %)



Source: Bank Austria Economics & Market Analysis Austria, December 2012, preliminary data *) compared to value in Austria

Additional information regarding the chart:

Changes in overseas "HolidayEuro"
(Dec. 2012 over Dec. 2011, in %)

Japan	11%
Brazil	9%
Mexico	3%
Tunisia	3%
South Africa	2%
Overseas average	0%
China	0%
Egypt	-1%
Hong Kong	-1%
Thailand	-2%
Australia	-2%
New Zealand	-5%
Dom. Republic	-7%

Source: Bank Austria Economics & Market Analysis Austria