



**CEE
Economic
Data**

2009-2012

Economics & FI/FX Research

Credit Research

Equity Research

Cross Asset Research

Issue 1
2011

“Your Leading Banking Partner
in Central and Eastern Europe”

 **Bank Austria** Member of  UniCredit

 **HypoVereinsbank** Member of  UniCredit

 **UniCredit Bank**

 **UniCredit Bank Banja Luka**

 **UniCredit Bulbank**

 **UniCredit Tiriak Bank**

 **Zagrebačka banka**
UniCredit Group

 **BANK PEKAO SA**

 **YapıKredi**

 **ATF Bank**
Member of  UniCredit Group

 **UKRSOTSBANK**
Member of  UniCredit Group

Contents

4	Bosnia and Herzegovina Bosna i Hercegovina	24	Romania România
6	Bulgaria България	26	Russia Россия
8	Croatia Hrvatska	28	Serbia Srbija
10	Czech Republic Česká republika	30	Slovakia Slovensko
12	Estonia Eesti	32	Slovenia Slovenija
14	Hungary Magyarország	34	Turkey Türkiye
16	Kazakhstan Қазақстан	36	Ukraine Україна
18	Latvia Latvija	38	Euro zone Euroland
20	Lithuania Lietuva	40	Austria Österreich
22	Poland Polska	42	Germany Deutschland
		44	Italy Italia

Published 20 December 2010

Source: National Statistics Offices and Central banks, UniCredit Research

Bosnia and Herzegovina

Bosna i Hercegovina

UniCredit Bank

Kardinala Stepinca b.b.
 BH-88 000 Mostar
 Phone (+387 36) 312 112
 www.unicreditbank.ba

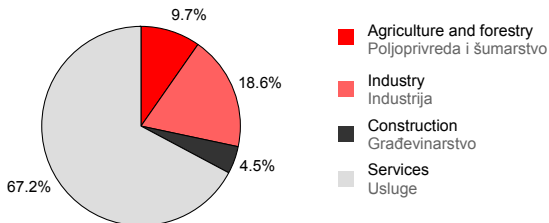
UniCredit Bank Banja Luka

Marije Bursac 7
 BH-78000 Banja Luka
 Phone (+387 51) 243 295
 www.unicreditbank-bl.ba

Structural indicators Strukturni pokazatelji	
Area (km ²) Površina (km ²)	51,129
Population (mn) Stanovništvo (mil.)	3.9
President Predsjedavajući Predsjedništva BiH	Nebojša Radmanović
Prime Minister Predsjedavajući Vijeća ministara BiH	Nikola Špirić
GDP (2010 in EUR bn) BDP (2010., u milijardama EUR)	12.6
Per capita GDP (2010 in EUR) BDP po glavi stanovnika (2010., u EUR)	3,280
Exports as % of GDP (2010) Izvoz u % BDP (2010)	36.7

Gross domestic product by economic sectors 2009

Bruto domaći proizvod po sektorima gospodarstva u 2009



Indicators Bosnia and Herzegovina Pokazatelji Bosna i Hercegovina	2009	2010	2011	2012
GDP (real, yoy, %) Bruto domaći proizvod (realno, godišnja stopa promjene u %)	-2.9	0.5	1.8	2.5
Gross fixed capital formation (real, yoy, %) Investicije u osnovna sredstva (realno, godišnja stopa promjene u %)	-	-	-	-
Industrial output (real, yoy, %) Industrijska proizvodnja (realno, godišnja stopa promjene u %)	-3.3	0.8	2.7	3.6
Consumer prices (yearly average) Potrošačke cijene (prosječna godišnja stopa promjene u %)	-0.4	2.1	2.1	2.6
Unemployment rate (yearly average) Stopa nezaposlenosti (godišnji prosjek u %)	41.5	43.0	42.5	41.5
Merchandise exports (EUR mn) Izvoz robe (u mil. EUR)	2,920	3,723	4,090	4,464
Merchandise imports (EUR mn) Uvoz robe (u mil. EUR)	6,327	6,833	7,448	8,155
Current account (% of GDP) Saldo tekućeg računa platne bilance (u % BDP-a)	-6.8	-6.5	-7.7	-8.9
FDI (inflow, % of GDP) Izravna inozemna ulaganja (neto priljev, u % BDP-a)	1.5	0.0	2.0	3.7
Budget balance (% of GDP) Saldo proračuna (u % BDP-a)	-5.7	-4.5	-3.7	-3.1
Average exchange rate: BAM/EUR Prosječni devizni tečaj: BAM/EUR	1.96	1.96	1.96	1.96
ECB REFI rate (end of December) REFI kamatna stopa ECB-a (stanje na kraju prosinca)	1.00	1.00	1.25	2.25

Bulgaria

България

UniCredit Bulbank

Sveta Nedelya Sq. 7

BG-1000 Sofia

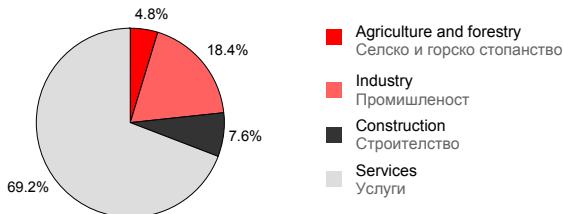
Phone (+359 2) 923 2111

www.unicreditbulbank.bg

Structural indicators Структурни индикатори	
Area (km ²) Площ (кв.км)	111,002
Population (mn) Население в млн.	7.5
President Президент	Georgi Parvanov
Prime Minister Министър председател	Boyko Borisov
GDP 2010 (EUR bn) БВП за 2010 (в млрд. евро)	35.9
Per capita GDP 2010 (EUR) БВП на човек от населението за 2010 (в евро)	4,767
Exports as % of GDP 2010 Износ в % от БВП за 2010	55.9

Gross domestic product by economic sectors 2009

Брутен вътрешен продукт по икономически сектори за 2009



Indicators Bulgaria Индикатори за България	2009	2010	2011	2012
GDP (real, yoy, %) БВП (реален ръст спрямо предходната година, %)	-4.9	0.1	2.8	3.5
Gross fixed capital formation (real, yoy, %) Бруто капиталообразуване (реален ръст)	-29.0	-11.3	4.9	5.0
Industrial output (real, yoy, %) Промислено производство (реален ръст)	-18.1	1.4	5.9	5.0
Consumer prices (yearly average) Индекс на потребителски цени (средно годишно)	2.8	2.4	3.2	3.3
Unemployment rate (yearly average) Равнище на безработицата (средно годишно)	9.1	9.1	8.7	8.2
Merchandise exports (EUR mn) Стоков износ (млн. евро)	11,699	14,688	16,101	17,642
Merchandise imports (EUR mn) Стоков внос (млн. евро)	15,873	17,166	18,917	20,813
Current account (% of GDP) Текуща сметка (в % от БВП)	-9.9	-1.6	-2.4	-3.5
FDI (inflow, % of GDP) Преки чуждестранни инвестиции	9.6	3.8	5.3	4.6
Budget balance (% of GDP) Бюджетен баланс (в % от БВП)	-0.8	-4.3	-2.8	-2.5
Gross foreign debt (% of GDP) Брутен външен дълг (в % от БВП)	107.9	103.2	99.2	97.5
Average exchange rate: BGN/EUR Среден валутен курс: BGN/EUR	1.96	1.96	1.96	1.96
Leonia, (avg.) Леониа (среден)	2.00	0.18	0.26	0.52

Croatia

Hrvatska

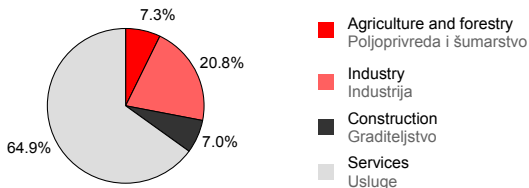
Zagrebačka banka

Paromlinska 2
 HR-10000 Zagreb
 Phone (+385 1) 6305 250
 www.zaba.hr

Structural indicators	Strukturni pokazatelji
Area (km ²)	56,594
Površina (km ²)	
Population (mn)	4.4
Stanovništvo (u milijunima)	
President	Ivo Josipović
Predsjednik	
Prime Minister	Jadranka Kosor
Predsjednik Vlade	
GDP (2010 in EUR bn)	45.5
BDP (u 2010., u milijardama EUR)	
Per capita GDP (2010 in EUR)	10,260
BDP po glavi stanovnika (u 2010., u EUR)	
Exports as % of GDP (2010)	37.8
Izvoz u % BDP-a (u 2010)	

Gross domestic product by economic sectors 2009

Bruto domaći proizvod po sektorima gospodarstva u 2009



Indicators Croatia Pokazatelji za Hrvatsku	2009	2010	2011	2012
GDP (real, yoy, %) Bruto domaći proizvod (realno, godišnja stopa promjene u %)	-5.8	-1.5	1.6	2.0
Gross fixed capital formation (real, yoy, %) Investicije u osnovna sredstva (realno, godišnja stopa promjene u %)	-11.8	-9.3	3.5	5.3
Industrial output (real, yoy, %) Industrijska proizvodnja (realno, godišnja stopa promjene u %)	-9.2	-0.7	2.8	3.7
Consumer prices (yearly average) Potrošačke cijene (prosječna godišnja stopa promjene u %)	2.4	1.0	2.3	2.8
Unemployment rate (yearly average) Stopa nezaposlenosti (godišnji prosjek u %)	9.4	11.5	10.8	10.0
Merchandise exports (EUR mn) Izvoz robe (u milijunima EUR)	7,703	8,705	9,200	9,700
Merchandise imports (EUR mn) Uvoz robe (u milijunima EUR)	15,090	14,864	15,756	17,252
Current account (% of GDP) Saldo tekućeg računa platne bilance (u % BDP-a)	-5.5	-2.6	-3.5	-4.9
FDI (inflow, % of GDP) Izravna inozemna ulaganja (neto priljev, u % BDP-a)	2.7	1.8	2.7	4.0
Budget balance (% of GDP) Saldo proračuna (u % BDP-a)	-3.9	-6.5	-6.8	-5.2
Gross foreign debt (% of GDP) Bruto dug prema inozemstvu (u % BDP-a)	98.2	101.2	101.5	101.7
Average exchange rate: HRK/EUR Prosječni devizni tečaj: HRK/EUR	7.34	7.29	7.32	7.30
1M ZIBOR (avg. in %)	8.60	1.20	1.65	2.45
1TJ ZIBOR (prosječno)				

Czech Republic

Česká republika

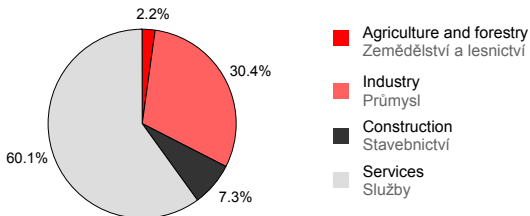
UniCredit Bank

Na Příkopě 20
 CZ-11121 Praha 1
 Phone (+420) 22 111 2111
 www.unicreditbank.cz

Structural indicators Strukturální ukazatele	
Area (km ²) Rozloha (km ²)	78,867
Population (mn) Počet obyvatel (v mil.)	10.5
President Prezident	Václav Klaus
Prime Minister Předseda vlády	Petr Nečas
GDP 2010 (EUR bn) HDP 2010 (v mlrd. EUR)	145.8
Per capita GDP 2010 (EUR) HDP na hlavu (2010, v EUR)	13,860
Exports as % of GDP 2010 Vývoz v % HDP (2010)	77.3

Gross domestic product by economic sectors 2009

Hrubý domácí produkt podle sektorů ekonomiky 2009



Indicators Czech Republic Ukazatele Česká republika	2009	2010	2011	2012
GDP (real, yoy, %) HDP (reálný meziroční růst v %)	-4.1	2.3	1.8	3.3
Gross fixed capital formation (real, yoy, %) Tvorba hrubého fixního kapitálu (reálný meziroční růst v %)	-7.9	-1.0	1.0	4.0
Industrial output (real, yoy, %) Průmyslová výroba (reálný meziroční růst v %)	-13.4	9.5	6.0	5.0
Consumer prices (yearly average) Spotřebitelské ceny (průměrná meziroční změna v %)	1.0	1.4	2.1	2.4
Unemployment rate (yearly average) Míra nezaměstnanosti (roční průměr v %)	8.1	9.0	8.7	8.0
Merchandise exports (EUR mn) Vývoz zboží (v mil. EUR)	80,595	97,901	110,943	124,667
Merchandise imports (EUR mn) Dovoz zboží (v mil. EUR)	73,768	90,614	101,721	116,125
Current account (% of GDP) Běžný účet (v % HDP)	-1.0	-3.2	-2.5	-3.3
FDI (inflow, % of GDP) Přímé zahraniční investice (přliv v % HDP)	1.4	4.1	3.9	4.2
Budget balance (% of GDP) Balance státního rozpočtu (v % HDP)	-5.8	-5.0	-4.5	-3.5
Gross foreign debt (% of GDP) Hrubá zahraniční zadluženost (v % HDP)	43.8	47.6	48.0	48.1
Average exchange rate: EUR/CZK Průměrný směnný kurs: EUR/CZK	26.43	25.25	24.40	24.00
2-week repo rate (end of period, %) 2-týdenní repo sazba (konec období, v %)	1.00	0.75	1.50	3.00

Estonia

Eesti

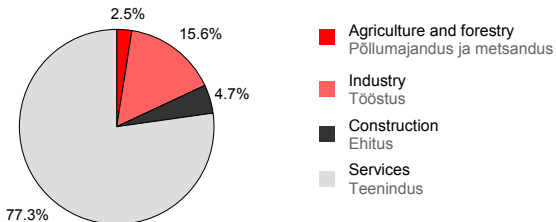
UniCredit Bank Estonian Branch

Liivalaia street 13/15
 EST-10118 Tallinn
 Phone (+372) 66 88 300
 www.unicreditbank.ee

Structural indicators	Struktuurilised näitajad
Area (km ²)	45,227
Pindala (km ²)	
Population (mn)	1.3
Rahvastik (mln)	
President	Toomas Hendrik Ilves
President	
Prime Minister	Andrus Ansip
Peaminister	
GDP 2010 (EUR bn)	14.2
Sisemajanduse koguprodukt (SKP) (2010 a. mld EUR)	
Per capita GDP 2010 (EUR)	10,670
Sisemajanduse koguprodukt (SKP) elaniku kohta (2010 a. EUR)	
Exports as % of GDP 2010	78.5
Eksport % SKP (2010)	

Gross domestic product by economic sectors 2009

Sisemajanduse koguprodukt majandussektorite lõikes 2009



Indicators Estonia Näitajad Eesti	2008	2009	2010	2011
GDP (real, yoy, %) Reaalne SKP (võrreldes eelmise aastaga, %)	-3.6	-14.1	2.4	3.9
Gross fixed capital formation (real, yoy, %) Kapitali kogumahutus põhivarasse (tegelik, võrreldes eelmise aastaga, %)	-12.1	-34.4	-9.0	5.5
Industrial output (real, yoy, %) Tööstustoodang (tegelik, võrreldes eelmise aastaga, %)	-5.7	-25.8	15.5	7.4
Consumer prices (yearly average) Tarbijahinnaindeks (aasta keskmine)	10.4	-0.1	2.2	2.4
Unemployment rate (yearly average) Töötus (aasta keskmine)	5.5	13.8	18.2	16.8
Merchandise exports (EUR mn) Kauba eksport (mln EUR)	8,539	6,503	7,909	9,016
Merchandise imports (EUR mn) Kauba import (mln EUR)	10,414	7,008	8,338	9,338
Current account (% of GDP) Jooksevkonto (% SKP)	-9.8	4.6	4.5	4.9
FDI (inflow, % of GDP) Välismaised otseinvesteeringud (neto % SKP)	2.6	0.7	5.1	5.2
Budget balance (% of GDP) Eelarve tasakaal (% SKP)	-2.8	-1.7	-1.4	-2.1
Gross foreign debt (% of GDP) Koguvälisvõlg (% SKP)	138.7	122.2	114.5	106.4
3M Talibor (end of period, %) 3 kuu Talibor (aasta lõpu seisuga)	6.20	5.10	1.89	1.26

Hungary

Magyarország

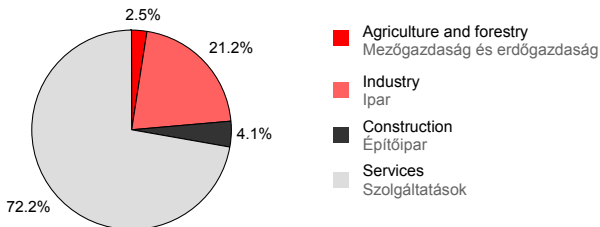
UniCredit Bank

Szabadság Tér 5-6
 H-1054 Budapest
 Phone (+36 1) 301 1271
 www.unicreditbank.hu

Structural indicators Összefoglaló adatok	
Area (km ²) Terület (km ²)	93,000
Population (mn) Lakosságszám (millió)	10.0
President Államfő	Pál Schmitt
Prime Minister Miniszterelnök	Viktor Orbán
GDP 2010 (EUR bn) GDP 2010 (mrd EUR)	97.8
Per capita GDP 2010 (EUR) Egy főre jutó GDP 2010 (EUR)	9,760
Exports as % of GDP 2010 Export a GDP 2010 %-ában	86.6

Gross domestic product by economic sectors 2009

A bruttó hazai termék gazdasági szektorok közötti megoszlása 2009



Indicators Hungary Gazdasági jelzőszámok, Magyarország	2009	2010	2011	2012
GDP (real, yoy, %) GDP (reál, év/év, %)	-6.3	1.2	2.6	3.4
Gross fixed capital formation (real, yoy, %) Bruttó állóeszközfelhalmozás (reál, év/év, %)	-6.5	-3.4	6.5	2.9
Industrial output (real, yoy, %) Ipari termelés (reál, év/év, %)	-17.7	8.9	5.9	10.1
Consumer prices (yearly average) Fogyasztói árak növekedése (éves átlagos)	4.2	4.9	4.4	3.4
Unemployment rate (yearly average) Munkanélküliségi ráta (éves átlagos)	9.8	11.2	9.5	8.3
Merchandise exports (EUR mn) Áru export (millió EUR)	59,073	70,528	74,247	78,148
Merchandise imports (EUR mn) Áru import (millió EUR)	55,307	65,526	70,384	77,020
Current account (% of GDP) Folyó fizetési mérleg (a GDP %-ában)	-0.5	0.7	-0.4	0.7
FDI (inflow, % of GDP) FDI (bejövő, a GDP %-ában)	1.6	3.9	5.2	3.9
Budget balance (% of GDP) Államháztartás egyenlege (a GDP %-ában)	-3.9	-3.7	-2.8	-2.0
Gross foreign debt (% of GDP) Bruttó külső adósság (a GDP %-ában)	140.9	136.5	123.0	111.0
Average exchange rate: HUF/EUR Átlagos HUF/EUR árfolyam	280.3	275.8	272.9	270.0
2-week repo rate (end of period, %) 2 hetes repo ráta (időszak végén, %)	8.66	5.49	5.83	5.35

Kazakhstan

Қазақстан

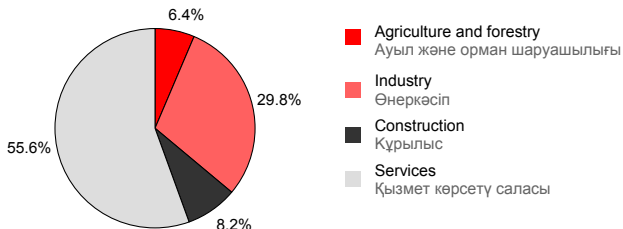
ATFBank

Furmanov street 100
 KZ-050000 Almaty
 Phone (+7 727) 2583111
 www.atfbank.kz

Structural indicators Құрылымдық көрсеткіштер	
Area (km ²) Алаңы (км ²)	2,717,300
Population (mn) Халық саны млн.	16.3
President Президент	Nursultan Nazarbayev
Prime Minister Премьер-министр	Karim K. Massimov
GDP 2010 (EUR bn) ЖІӨ (2010 ж., миллиарда Еуромен)	102.4
Per capita GDP 2010 (EUR) Жан басына шаққандағы ЖІӨ (2010 ж., Еуромен)	6,260
Exports as % of GDP 2010 ЖІӨ-ден % түріндегі экспорттың көлемі (2010)	48.0

Gross domestic product by economic sectors 2009

2009 ж. экономика секторы бойынша жалпы ішкі өнім



Indicators Kazakhstan Көрсеткіштер Қазақстан	2009	2010	2011	2012
GDP (real, yoy, %) ЖІӨ нақты өсімі (%)	1.2	6.0	5.3	5.5
Gross fixed capital formation (real, yoy, %) Инвестицияның нақты өсімі (%)	1.9	1.6	8.8	11.1
Industrial output (real, yoy, %) Өнеркәсіптің нақты өсімі (%)	1.7	9.7	7.3	7.2
Consumer prices (yearly average) Тұтынушылық бағалар (жылдық орташа)	7.3	7.1	7.2	7.1
Unemployment rate (yearly average) Жұмыссыздық деңгейі (жылдық орташа)	6.6	5.8	5.4	5.1
Merchandise exports (EUR mn) Экспорт көлемі (миллион Еуромен)	31,456	45,983	56,172	63,822
Merchandise imports (EUR mn) Импорт көлемі (миллион Еуромен)	20,587	24,287	32,804	38,672
Current account (% of GDP) Ағымдағы операциялар шоты (ЖІӨ-ге қатысты %-бен)	-3.2	1.9	-2.8	-3.4
FDI (inflow, % of GDP) Тікелей шетел инвестициялары (ЖІӨ-ге қатысты %-бен акша ағыны)	11.7	8.2	7.3	8.8
Budget balance (% of GDP) Бюджет сальдосы (ЖІӨ-ге қатысты %-бен)	-4.3	-4.1	-2.0	-1.0
Gross foreign debt (% of GDP) Сыртқы қарыз көлемі (ЖІӨ-ге қатысты %-бен)	97.7	88.9	81.6	77.7
Average exchange rate: KZT/EUR Орташа бағам KZT/EUR	205.9	196.0	193.4	199.3
3-M-Kaz Prime (end of period, %) 3-A Kazprime	3.6	3.1	6.5	7.0

Latvia

Latvija

UniCredit Bank

Elizabetes street 63

LV-1050 Riga

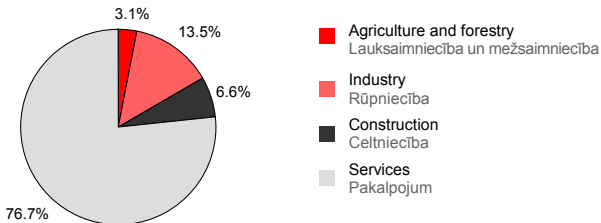
Phone (+371 6) 7085 500

www.unicreditbank.lv

Structural indicators <i>Struktūras rādītāji</i>	
Area (km ²) Platība (km ²)	64,589
Population (mn) Iedzīvotāju skaits. (milj.)	2.3
President Prezidente	Valdis Zatlērs
Prime Minister Premjerministrs	Valdis Dombrovskis
GDP 2010 (EUR bn) IKP (2010, miljardos EUR)	18.0
Per capita GDP 2010 (EUR) IKP uz vienu iedzīvotāju (2010, EUR)	8,000
Exports as % of GDP 2010 Eksports % no IKP (2010)	50.8

Gross domestic product by economic sectors 2009

IKP pa sektoriem 2009



Indicators Latvia Rādītāji Latvija	2008	2009	2010	2011
GDP (real, yoy, %) Reālais IKP (salīdzinot ar iepriekšējo gadu, %)	-4.6	-18.0	-0.9	3.9
Gross fixed capital formation (real, yoy, %) Kopējā pamatkapitāla veidošanās (reāla, salīdzinot ar iepriekšējo gadu, %)	-15.6	-37.7	-7.0	7.4
Industrial output (real, yoy, %) Rūpniecības produkcija (reāla, salīdzinot ar iepriekšējo gadu, %)	-3.7	-15.6	9.7	7.0
Consumer prices (yearly average) Patēriņa cenas (gada vidējās)	15.5	3.6	-1.4	1.4
Unemployment rate (yearly average) Bezdarbs (gada vidējās)	7.5	17.2	15.1	14.1
Merchandise exports (EUR mn) Preču eksports (milj. EUR)	6,527	5,276	6,490	7,074
Merchandise imports (EUR mn) Preču imports (milj. EUR)	10,600	6,602	7,202	7,490
Current account (% of GDP) Tekošais konts (% no IKP)	-13.0	9.6	6.4	6.2
FDI (inflow, % of GDP) Arvalstu tiešās investīcijas (iepludums, neto % no IKP)	3.0	0.6	0.3	1.0
Budget balance (% of GDP) Budžeta atlikums (% no IKP)	-4.1	-9.0	-7.7	-5.6
Gross foreign debt (% of GDP) Kopejais ārējais parāds (% no IKP)	128.5	147.0	162.6	149.8
3M Rigibid (end of period, %) 3-mēnešu Rigibid likme (perioda beigās)	8.9	4.0	2.8	4.0

Lithuania

Lietuva

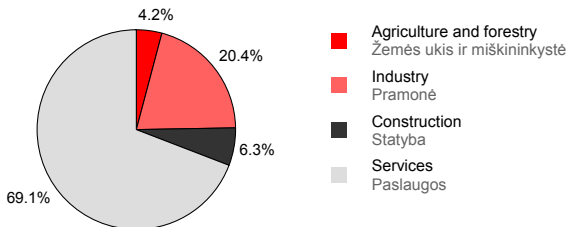
UniCredit Bank Lithuania Branch

Lvovo Street 25
 LT-09320 Vilnius
 Phone (+370 5) 2745 300
www.unicreditbank.lt

Structural indicators Bendrieji rodikliai	
Area (km ²)	65,301
Plotas (km ²)	
Population (mn)	3.4
Gyventojų skaičius (mln)	
President	Dalia Grybauskaitė
Prezidentas	
Prime Minister	Andrius Kubilius
Ministras pirmininkas	
GDP 2010 (EUR bn)	27.1
Bendras vidaus produktas (BVP, 2010, bil. Eurais)	
Per capita GDP 2010 (EUR)	8,300
BVP tenkantis 1 gyventojui (2010, Eurais)	
Exports as % of GDP 2010	63.5
Eksportas % nuo BVP (2010)	

Gross domestic product by economic sectors 2009

Bendras vidaus produktas pagal ekonominius sektorius 2009



Indicators Lithuania Rodikliai Lietuva	2008	2009	2010	2011
GDP (real, yoy, %) BVP (grynas, metinis, %)	2.8	-15.0	0.9	3.7
Gross fixed capital formation (real, yoy, %) Bendro pagrindinio kapitalo sudarymas	-6.5	-38.7	11.0	4.9
Industrial output (real, yoy, %) Pramonės apimtis (grynas, metinis, %)	3.1	-14.2	6.5	7.1
Consumer prices (yearly average) Vartojimo prekių kainos (vidutinės metinės)	11.0	4.5	1.0	1.9
Unemployment rate (yearly average) Nedarbo lygis (vidutinės metinės)	5.8	13.5	17.3	15.9
Merchandise exports (EUR mn) Prekių eksportas (mln. Euras)	16,077	11,795	14,236	15,973
Merchandise imports (EUR mn) Prekių importas (mln. Euras)	19,940	12,571	15,273	16,709
Current account (% of GDP) Einamoji sąskaita (% lyginant su BVP)	-11.9	3.8	1.7	1.7
FDI (inflow, % of GDP) Tiesiogines užsienio investicijas (TUI)	3.2	0.5	0.1	2.0
Budget balance (% of GDP) Biudžeto balansas (% lyginant su BVP)	-3.3	-8.9	-7.5	-5.7
Gross foreign debt (% of GDP) Bendra užsienio skola (% nuo BVP)	71.6	91.6	86.7	85.4
3M Vilibor (end of period, %) 3 mėnesių Vilibor palukanų norma	9.3	4.5	1.8	2.4

Poland

Polska

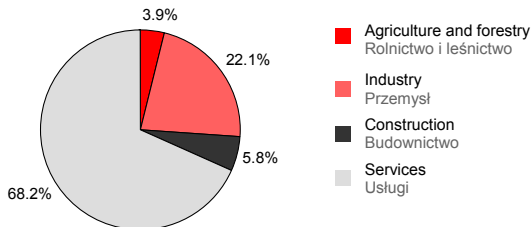
Bank Pekao

Ul. Grzybowska 53/57
 PL-00950 Warsaw
 Phone (+48 42) 6838 232
 www.pekao.com.pl

Structural indicators Wskaźniki strukturalne	
Area (km ²) Powierzchnia (km ²)	312,685
Population (mn) Ludność (mln)	38.1
President Prezydent	Bronisław Komorowski
Prime Minister Premier	Donald Tusk
GDP 2010 (EUR bn) PKB w 2010 (mld EUR)	350.0
Per capita GDP 2010 (EUR) PKB per capita w 2010 (EUR)	9,190
Exports as % of GDP 2010 Eksport jako % PKB w 2010	41.7

Gross domestic product by economic sectors 2009

Produkt krajowy brutto – udział sektorów 2009



Indicators Poland Wskaźniki dla Polski	2009	2010	2011	2012
GDP (real, yoy, %) Realny PKB	1.7	3.8	4.4	3.9
Gross fixed capital formation (real, yoy, %) Nakłady brutto na środki trwałe (% r/r)	-1.1	-0.9	9.7	5.4
Industrial output (real, yoy, %) Produkcja przemysłowa (% r/r)	-5.6	11.2	11.6	13.6
Consumer prices (yearly average) Ceny konsumenta (średnia w roku)	3.5	2.6	3.5	3.5
Unemployment rate (yearly average) Stopa bezrobocia (średnia w roku)	11.0	12.1	11.2	9.8
Merchandise exports (EUR mn) Eksport towarów (mln EUR)	101,674	121,927	133,890	143,263
Merchandise imports (EUR mn) Import towarów (mln EUR)	104,792	128,589	142,948	154,384
Current account (% of GDP) Deficyt na rachunku obrotów bieżących (% PKB)	-2.1	-2.8	-3.4	-3.8
FDI (inflow, % of GDP) Bezpośrednie inwestycje zagraniczne (% PKB)	3.2	2.9	2.6	2.7
Budget balance (% of GDP) Deficyt budżetowy (% PKB)	-7.2	-7.9	-6.6	-5.6
Gross foreign debt (% of GDP) Całkowity dług zagraniczny (% PKB)	59.6	58.6	60.2	59.4
Average exchange rate: EUR/PLN Średni kurs EUR/PLN	4.33	4.05	4.00	3.90
Reference rate (end of period, %) Stopa referencyjna (na koniec roku, %)	3.50	3.50	4.25	4.50

Romania

România

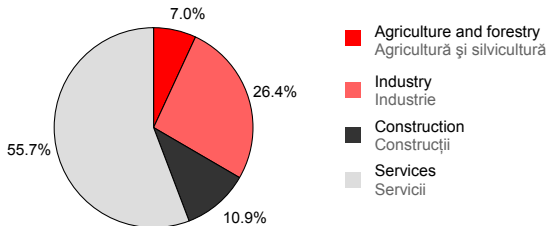
UniCredit Tiriac Bank

23-25 Ghetarilor street
 RO-014106 Bucharest
 Phone (+40 21) 200 2000
 www.unicredit-tiriac.ro

Structural indicators	Indicatori de structura
Area (km ²)	238,391
Suprafața (km ²)	
Population (mn)	21.4
Populația (în mil.)	
President	Traian Băsescu
Președinte	
Prime Minister	Emil Boc
Prim Ministru	
GDP 2010 (EUR bn)	118.7
PIB (2010, în mrd. EUR)	
Per capita GDP 2010 (EUR)	5,550
PIB/cap de locuitor (2010, în EUR)	
Exports as % of GDP 2010	38.3
Exporturi în % din PIB 2010	

Gross domestic product by economic sectors 2009

Produsul Intern Brut pe sectoare 2009



Indicators Romania Indicatori România	2009	2010	2011	2012
GDP (real, yoy, %) PIB real (an curent/an precedent, în %)	-7.1	-2.5	1.7	3.4
Gross fixed capital formation (real, yoy, %) Formarea Brută de capital (reală, an curent/an precedent, în %)	-25.3	-14.9	6.6	5.5
Industrial output (real, yoy, %) Producția industrială (reală, an curent/an precedent, în %)	-4.3	4.1	3.5	3.0
Consumer prices (yearly average) Indicele Prețurilor de consum (media anuală)	5.6	6.1	6.1	3.7
Unemployment rate (yearly average) Rata șomajului (media anuală)	6.3	7.6	7.2	7.0
Merchandise exports (EUR mn) Exportul de bunuri (în mil EUR)	29,036	36,585	42,073	47,803
Merchandise imports (EUR mn) Importul de bunuri (în mil EUR)	35,790	42,590	49,405	56,815
Current account (% of GDP) Cont curent (în procent din PIB)	-4.4	-5.5	-5.6	-5.8
FDI (inflow, % of GDP) Investițiile Străine Directe (intrări, în procent din PIB)	4.2	3.0	4.0	5.0
Budget balance (% of GDP) Soldul bugetar (în procent din PIB)	-7.4	-7.0	-5.0	-4.5
Gross foreign debt (% of GDP) Datoria Externă brută (în procent din PIB)	56.6	62.4	63.8	62.0
Average exchange rate: RON/EUR Cursul mediu de schimb: RON/EUR	4.24	4.22	4.30	4.13
Policy rate (end of period, %) Rata dobânzii de politică monetară (la sfârșitul perioadei, în %)	8.00	6.25	5.50	4.50

Russia

Россия

UniCredit Bank

Prechistsenskaya Emb. 9
 RF-119034 Moscow
 Phone (+7 495) 258 7200
 www.unicreditbank.ru

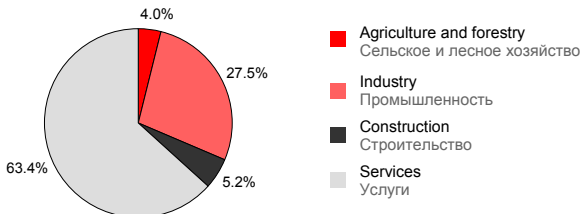
Yapi Kredi Moscow

Goncharnaya Emb. 2
 RF-115172 Moscow
 Phone (+7 495) 234 9889
 www.ykb.ru

Structural indicators Структурные индикаторы	
Area (km ²) Площадь (км ²)	16,995,800
Population (mn) Население (млн)	141.0
President Президент	Dmitry Medvedev
Prime Minister Председатель Правительства	Vladimir Putin
GDP 2010 (EUR bn) ВВП 2010 (млрд. Евро)	1147.9
Per capita GDP 2010 (EUR) ВВП на душу населения (2010 г., Евро)	8,140
Exports as % of GDP 2010 Экспорт в % от ВВП (2010)	28.4

Gross domestic product by economic sectors 2009

Валовой внутренний продукт по секторам экономики 2009



Indicators Russia Показатели Россия	2009	2010	2011	2012
GDP (real, yoy, %) ВВП (реальный рост, %)	-7.9	3.5	4.3	4.1
Gross fixed capital formation (real, yoy, %) Валовое накопление основного	-16.2	3.0	7.0	8.0
Industrial output (real, yoy, %) Промышленное производство	-9.3	7.9	4.5	4.0
Consumer prices (yearly average) Потребительские цены (в среднем за год)	11.7	6.7	9.0	7.4
Unemployment rate (yearly average) Уровень безработицы (в среднем за год)	8.4	7.9	7.3	6.3
Merchandise exports (EUR mn) Экспорт товаров (млн. Евро)	216,643	288,515	304,290	293,110
Merchandise imports (EUR mn) Импорт товаров (млн. Евро)	137,002	187,245	213,310	224,690
Current account (% of GDP) Счет текущих операций (% ВВП)	4.0	4.3	3.0	1.2
FDI (inflow, % of GDP) Прямые иностранные инвестиции	2.4	2.2	2.4	2.8
Budget balance (% of GDP) Сальдо бюджета (% от ВВП)	-9.3	-5.4	-5.3	-5.0
Gross foreign debt (% of GDP) Валовой внешний долг (% от ВВП)	35.2	31.2	26.9	23.8
Average exchange rate: RUB/EUR Средний обменный курс RUB/EUR	44.54	40.44	41.38	40.55
3-M Mosprime, (end of period, %) Моспрайм 3-месяц (на конец периода, %)	5.50	4.80	6.00	6.05

Serbia

Srbija

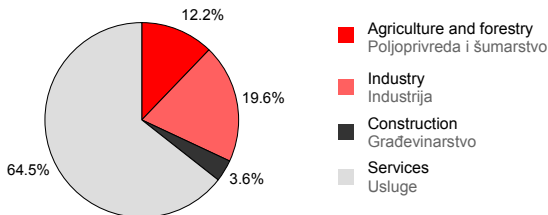
UniCredit Bank

Rajičeva 27-29
 SRB-11000 Belgrade
 Phone (+381 11) 3204 500
 www.unicreditbank.rs

Structural indicators	Strukturni indikatori
Area (km ²)	102,713
Površina (km ²)	
Population (mn)	7.3
Stanovništvo (u milionima)	
President	Boris Tadić
Predsednik	
Prime Minister	Mirko Cvetković
Premijer	
GDP (2010 in, EUR bn)	29.6
Bruto domaći proizvod (u 2010., u milijardama EUR)	
Per capita GDP 2010 (EUR)	4,070
BDP po glavi stanovnika (u 2010., u EUR)	
Exports as % of GDP (2010)	32.3
Izvoz u % BDP-a (u 2010.)	

Gross domestic product by economic sectors 2009

Bruto domaći proizvod po sektorima ekonomije u 2009



Indicators Serbia Indikatori za Srbiju	2009	2010	2011	2012
GDP (real, yoy, %) Bruto domaći proizvod (realno, godišnja stopa promene u %)	-3.1	1.8	2.7	3.5
Gross fixed capital formation (real, yoy, %) Investicije u osnovna sredstva (realno, godišnja stopa promene u %)	0.0	0.0	0.0	0.0
Industrial output (real, yoy, %) Industrijska proizvodnja (realno, godišnja stopa promene u %)	-12.1	3.5	5.0	4.5
Consumer prices (yearly average) Potrošačke cene (prosečna godišnja stopa rasta u %)	8.4	6.3	9.4	6.7
Unemployment rate (yearly average) Stopa nezaposlenosti (godišnji prosek u %)	16.1	20.0	18.8	17.5
Merchandise exports (EUR mn) Izvoz robe (u milionima EUR)	5,978	7,024	7,572	8,178
Merchandise imports (EUR mn) Uvoz robe (u milionima EUR)	11,096	11,405	12,204	12,985
Current account (% of GDP) Saldo tekućeg računa platnog bilansa (u % BDP-a)	-7.0	-7.9	-8.9	-8.8
FDI (inflow, % of GDP) Direktne strane investicije (neto priliv, u % BDP-a)	4.7	3.4	7.3	6.1
Budget balance (% of GDP) Budžetski saldo (u % BDP-a)	-4.2	-4.7	-4.2	-3.7
Gross foreign debt (% of GDP) Bruto dug prema inostranstvu (u % BDP-a)	76.1	81.0	85.7	85.3
Average exchange rate: RSD/EUR Prosečni devizni kurs: RSD/EUR	94.05	102.70	112.50	114.50
Reference rate (end of period, %) Referentna kamatna stopa (kraj perioda, u %)	9.50	11.50	10.50	8.50

Slovakia

Slovensko

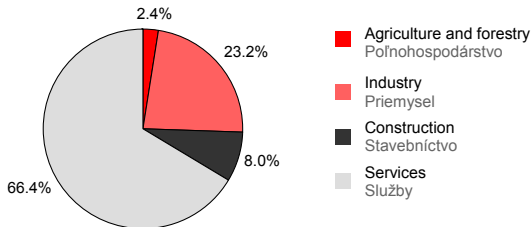
UniCredit Bank

Šancová 1/A
 SK-813 33 Bratislava
 Phone (+42 12) 4950 2427
 www.unicreditbank.sk

Structural indicators Základné údaje	
Area (km ²) Rozloha (km ²)	49,035
Population (mn) Obyvateľstvo (v mil.)	5.4
President Prezident	Ivan Gašparovič
Prime Minister Premiér	Iveta Radičová
GDP 2010 (EUR bn) HDP (2010 v mld. eur)	66.1
Per capita GDP 2010 (EUR) HDP na obyvateľa (2010, eur)	12,240
Exports as % of GDP 2010 Vývoz v % HDP (2010)	80.3

Gross domestic product by economic sectors 2009

HDP podľa sektorov 2009



Indicators Slovakia Ukazovatele Slovensko	2009	2010	2011	2012
GDP (real, yoy, %) Rast HDP (reálny)	-4.8	3.9	3.1	4.5
Gross fixed capital formation (real, yoy, %) Tvorba hrubého fixného kapitálu (v stálych cenách)	5.6	2.4	2.2	1.6
Industrial output (real, yoy, %) Priemyselná produkcia (v stálych cenách)	-14.6	19.0	6.1	7.9
Consumer prices (yearly average) Inflácia (spotrebiteľská, ročný priemer)	1.6	1.0	3.6	3.7
Unemployment rate (yearly average, Eurostat) Nezamestnanosť (ročný priemer m. Eurostatu)	12.1	14.5	14.2	13.2
Merchandise exports (EUR mn) Vývoz tovarov (v mil. eur)	39,716	48,162	52,015	56,956
Merchandise imports (EUR mn) Dovoz tovarov (v mil. eur)	38,529	47,988	51,683	56,852
Current account (% of GDP) Bežný účet (v % HDP)	-3.2	-3.9	-3.2	-3.1
FDI (inflow, % of GDP) Priame zahraničné investície (prítok, v % HDP)	-0.3	1.6	1.4	2.0
Budget balance (% of GDP) Deficit verejných financií (v % HDP)	-8.0	-7.8	-4.8	-3.5
Gross foreign debt (% of GDP) Zahraničný dlh (hrubý, v % HDP)	74.2	84.2	88.9	87.4
Average exchange rate: USD/EUR Priemerný výmenný kurz: USD/EUR	1.39	1.33	1.35	1.45
ECB repo rate (end of period, %) Repo sadzba centrálnej banky (koniec roka, v %)	1.00	1.00	1.25	2.25

Slovenia

Slovenija

UniCredit Bank

Šmartinska cesta 140

SI-1000 Ljubljana

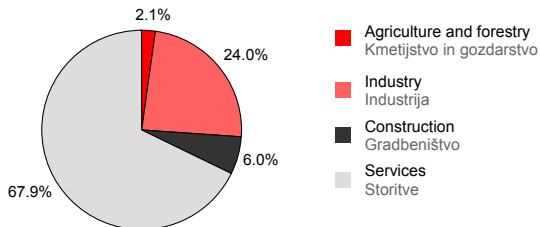
Phone (+386 1) 5876 600

www.unicreditbank.si

Structural indicators	Strukturni kazalci
Area (km ²)	20,273
Površina (km ²)	
Population (mn)	2.1
Prebivalstvo (v mio)	
President	Danilo Türk
Predsednik	
Prime Minister	Borut Pahor
Predsednik Vlade	
GDP (2010 in EUR bn)	36.5
BDP (2010 v mlrd EUR)	
Per capita GDP (2010 in EUR)	17,800
BDP na prebivalca (2010 v EUR)	
Exports as % of GDP 2010	63.0
Izvoz v % od BDP (2010)	

Gross domestic product by economic sectors 2009

Bruto domači proizvod po gospodarskih panogah 2009



Indicators Slovenia Kazalci za Slovenijo	2009	2010	2011	2012
GDP (real, yoy, %) Bruto domači proizvod (realno, v primerjavi s prejšnjim letom, v %)	-8.1	1.2	2.5	2.8
Gross fixed capital formation (real, yoy, %) Investicije v osnovna sredstva (realno, v primerjavi s prejšnjim letom, v %)	-21.6	-7.3	3.8	5.5
Industrial output (real, yoy, %) Industrijska proizvodnja (realno, v primerjavi s prejšnjim letom, v %)	-17.4	6.5	4.9	5.1
Consumer prices (yearly average) Cene življenjskih potrebščin (letno povprečje, v %)	0.9	1.9	2.4	2.9
Unemployment rate (yearly average) Stopnja brezposelnosti (letno povprečje, v %)	5.9	7.0	6.7	6.3
Merchandise exports (EUR mn) Izvoz blaga (v mio EUR)	16,167	18,430	19,444	20,611
Merchandise imports (EUR mn) Uvoz blaga (v mio EUR)	16,866	19,143	20,292	21,672
Current account (% of GDP) Saldo tekočega računa plačilne bilance (v % od BDP)	-1.5	-0.3	-0.6	-1.2
FDI (inflow, % of GDP) Neposredne tuje naložbe (neto priliv, v % od BDP)	-1.5	0.8	1.0	1.5
Budget balance (% of GDP) Saldo proračuna (v % od BDP)	-5.5	-6.3	-5.8	-5.1
Gross foreign debt (% of GDP) Bruto zadolženost v tujini (v % od BDP)	113.4	116.5	118.9	116.2
Average exchange rate: USD/EUR Povprečni menjalni tečaj: USD/EUR	1.39	1.33	1.35	1.45
ECB Refi rate, (end of period, %) Obrestna mera refinanciranja ECB (konec obdobja, v %)	1.00	1.00	1.25	2.25

Turkey

Türkiye

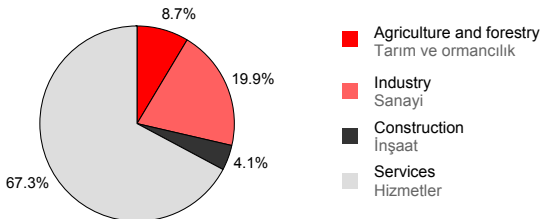
Yapı Kredi

Yapı Kredi Plaza D Blok
 TR-34330 İstanbul
 Phone (+90 212) 339 7000
 www.yapikredi.com.tr

Structural indicators Yapısal Göstergeler	
Area (km ²) Yüzölçümü (km ²)	783,562
Population (2008 mid year, mn) Nüfus (2008 yıl ortası, milyon)	73.4
President Cumhurbaşkanı	Abdullah Gül
Prime Minister Başbakan	Recep Tayyip Erdoğan
GDP 2010 (EUR bn) GSYH 2010 (milyar AVRO)	557.1
Per capita GDP 2010 (EUR) Kişi başına düşen GSYH (2010, AVRO)	7,590
Exports as % of GDP 2010 İhracatın GSYH'ye oranı (% , 2010)	16.2

Gross domestic product by economic sectors 2009

GSYH'nin iktisadi faaliyet kollarına göre dağılımı, 2009



Indicators Turkey Göstergeler Türkiye	2009	2010	2011	2012
GDP (real, yoy, %) GSYH (sabit fiyatlarla, yıllık % değişim)	-4.7	7.4	4.1	5.1
Gross fixed capital formation (real, yoy, %) Sabit Sermaye Yatırımı (sabit fiyatlarla, yıllık % değişim)	-19.1	20.5	9.2	10.0
Consumer prices (yearly average) Tüketici fiyatları (yıllık ortalama enflasyon)	6.3	8.6	5.8	6.9
Unemployment rate (yearly average) İşsizlik oranı (yıllık ortalama)	14.0	11.6	10.7	10.1
Merchandise exports (EUR mn) Mal İhracatı (milyon AVRO)	78,953	90,226	112,059	124,567
Merchandise imports (EUR mn) Mal İthalatı (milyon AVRO)	96,731	131,579	152,134	166,090
Current account (% of GDP) Cari işlemler dengesi (GSYH'ye oran, %)	-2.3	-5.9	-5.8	-5.1
FDI (inflow, % of GDP) DYY (giriş, GSYH'ye oran, %)	0.9	1.1	1.2	1.2
Budget balance (% of GDP) Bütçe dengesi (GSYH'ye oran, %)	-5.5	-3.6	-3.2	-2.4
Gross foreign debt (% of GDP) Brüt dış borç stoku (GSYH'ye oran, %)	43.6	40.0	38.5	39.0
Average exchange rate: (Y)TL/EUR Ortalama (Y)TL/AVRO döviz kuru	2.16	2.00	1.99	2.07
Reference rate (O/N simple, end of period, %) TCMB borçlanma faizi (gecelik basit, yıl sonu, %)	6.50	6.50	7.75	8.75

Ukraine

Україна

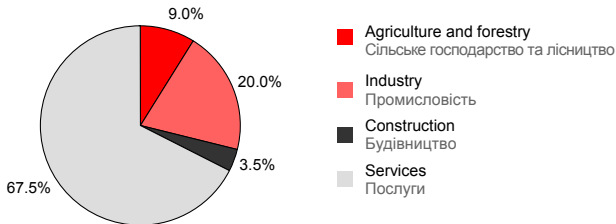
UniCredit Bank

14-A, Yaroslaviv Val
 UA-01034 Kiev
 Phone (+380 44) 585 8985
 www.unicreditbank.com.ua

UkrSotsbank

29 Kovpak street
 UA-03150 Kiev
 Phone (+380 44) 230 3203
 www.usb.com.ua

Structural indicators Структурні Показники	
Area (km ²) Площа (км ²)	603,550
Population (mn) Населення (млн.)	45.8
President Президент	Viktor Yanukovych
Prime Minister Прем'єр-міністр	Mykola Azarov
GDP 2010 (EUR bn) ВВП 2010 (млрд. Євро)	106.1
Per capita GDP 2010 (EUR) ВВП на душу населення (2010 г. Євро)	2,317
Exports as % of GDP 2010 Експорт в % від ВВП (2010)	42.9

Gross domestic product by economic sectors 2009
Валовий внутрішній продукт по галузях економіки 2009


Indicators Ukraine Показники Україна	2009	2010	2011	2012
GDP (real, yoy, %) Реальний ВВП (зміна за рік, у %)	-15.1	4.0	5.0	5.0
Gross fixed capital formation (real, yoy, %) Приріст основного капіталу (реальний зміна за рік, у %)	-46.2	8.5	17.0	17.0
Industrial output (real, yoy, %) Обсяг промислового виробництва	-20.5	10.8	10.8	9.0
Consumer prices (yearly average) Споживчі ціни (в середньому за рік)	16.0	9.4	11.0	10.4
Unemployment rate (yearly average) Безробіття (в середньому за рік)	8.8	7.2	6.4	6.0
Merchandise exports (EUR mn) Експорт товарів (млн. євро)	28,198	32,004	35,761	38,508
Merchandise imports (EUR mn) Імпорт товарів (млн. євро)	31,917	36,559	41,915	46,552
Current account (% of GDP) Баланс поточних платежів (у % від ВВП)	-1.7	-1.4	-1.7	-2.3
FDI (inflow, % of GDP) Прямі іноземні інвестиції (у % від ВВП)	3.9	4.1	5.2	4.6
Budget balance (% of GDP) Баланс бюджету (у % від ВВП)	-11.3	-6.0	-3.4	-3.0
Average exchange rate: UAH/EUR Середній обмінний курс: UAH/EUR	89.1	77.5	66.9	59.8
Reference rate (Kyiv 3-M, end of period, %) Облікова ставка (на кінець періоду, %)	11.24	10.57	10.48	10.77

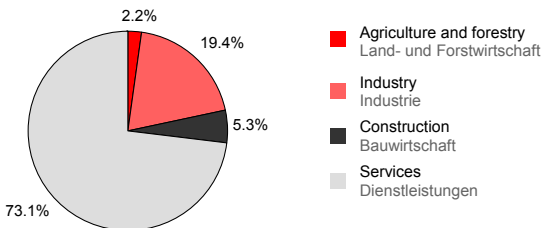
Euro zone

Euroland

Structural indicators	Strukturindikatoren
Area (km ²) Fläche (km ²)	2,438,000
Population (mn) Bevölkerung (Mio.)	329.5
GDP 2009 (EUR bn) BIP 2009 (Mrd. EUR)	8,971
Per capita GDP 2009 (EUR) BIP pro Kopf 2009 (EUR)	27,230
Exports as % of GDP 2009 (including intra-area trade) Exporte in % des BIP 2009	40.8

Gross domestic product by economic sectors 2009

Bruttoinlandsprodukt nach Wirtschaftssektoren 2009



Indicators Euro zone Indikatoren Euroland	2009	2010	2011	2012
GDP (real, yoy, %) Reales BIP (real, yoy, %)	-4.0	1.7	1.4	1.6
Gross fixed capital formation (real, yoy, %) Bruttoanlageinvestitionen (real,yoy, %)	-11.3	-1.0	1.7	2.8
Industrial output (real, yoy, %) Industrieproduktion (real, yoy, %)	-14.8	6.8	5.0	5.3
Consumer prices (yearly average) Verbraucherpreisentwicklung	0.3	1.6	1.9	2.0
Unemployment rate (yearly average) Arbeitslosenquote (Jahresdurchschnitt)	9.5	10.1	10.1	9.7
Merchandise exports (EUR mn) Warenexporte (EUR Mio.)	1,275,549	1,439,000	1,567,000	1,703,000
Merchandise imports (EUR mn) Warenimporte (EUR Mio.)	1,259,250	1,485,915	1,619,647	1,778,373
Current account (% of GDP) Leistungsbilanzsaldo (% des BIP)	-0.6	-0.1	0.1	0.3
FDI (inflow, % of GDP) Ausländische Direktinvestitionen	-	-	-	-
Budget balance (% of GDP) Budgetsaldo (% des BIP)	-6.3	-6.5	-5.2	-4.5
Gross foreign debt (% of GDP) Bruttoauslandsverschuldung (% des BIP)	-	-	-	-
Average exchange rate: USD/EUR Wechselkurs (Jahresdurchschnitt): USD/EUR	1.39	1.33	1.35	1.45
ECB Refi rate (end of period, %) Refinanzierungstender (Jahresendwert, %)	1.00	1.00	1.25	2.25

Austria

Österreich

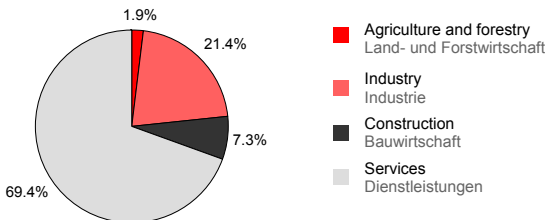
Bank Austria

Schottengasse 6-8
 A-1010 Vienna
 Phone +43 (0)5 05 05
 www.bankaustria.at

Structural indicators	Strukturindikatoren
Area (km ²) Fläche (km ²)	83,871
Population (mn) Bevölkerung (Mio.)	8.4
President Präsident	Heinz Fischer
Prime Minister Bundeskanzler	Werner Faymann
GDP 2010 (EUR bn) BIP 2010 (EUR Mrd.)	284.6
Per capita GDP 2010 (EUR) BIP pro Kopf 2010 (EUR)	33,932
Exports as % of GDP 2010 Exporte in % des BIP 2010	55.0

Gross domestic product by economic sectors 2009

Bruttoinlandsprodukt nach Wirtschaftssektoren 2009



Indicators Austria Indikatoren Österreich	2009	2010	2011	2012
GDP (real, yoy, %) Reales BIP (real, yoy, %)	-3.9	1.9	2.0	1.8
Gross fixed capital formation (real, yoy, %) Bruttoanlageinvestitionen (real,yoy, %)	-8.8	-3.6	2.1	3.5
Industrial output (real, yoy, %) Industrieproduktion (real, yoy, %)	-12.6	6.0	5.0	4.5
Consumer prices (yearly average) Verbraucherpreisentwicklung	0.5	1.8	2.0	1.9
Unemployment rate (yearly average) Arbeitslosenquote (Jahresdurchschnitt)	4.8	4.5	4.4	4.2
Merchandise exports (EUR mn) Warenexporte (EUR Mio.)	96,410	110,021	120,301	128,103
Merchandise imports (EUR mn) Warenimporte (EUR Mio.)	102,063	113,251	122,216	130,142
Current account (% of GDP) Leistungsbilanzsaldo (% des BIP)	2.3	2.6	2.9	2.8
FDI (inflow, % of GDP) Ausländische Direktinvestitionen	2.3	4.2	3.3	3.7
Budget balance (% of GDP) Budgetsaldo (% des BIP)	-3.5	-4.3	-3.1	-2.8
Gross foreign debt (% of GDP) Bruttoauslandsverschuldung (% des BIP)	209.5	203.7	199.2	195.3
Average exchange rate: USD/EUR Wechselkurs (Jahresdurchschnitt): USD/EUR	1.39	1.33	1.35	1.45
ECB Refi rate (end of period, %) Refinanzierungstender (Jahresendwert, %)	1.00	1.00	1.25	2.25

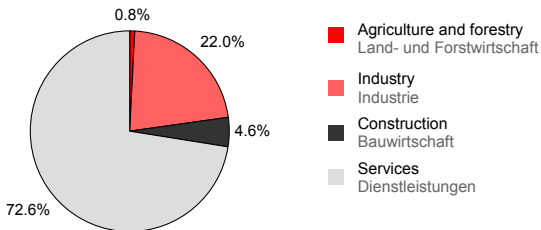
Germany Deutschland

UniCredit Bank AG

Kardinal-Faulhaber-Str. 1
 D-80538 Munich
 Phone (+49) 89 378 0
 www.unicreditbank.de

Structural indicators	Strukturindikatoren
Area (km ²) Fläche (km ²)	357,104
Population (mn) Bevölkerung (Mio.)	82,0
President Präsident	Christian Wulff
Prime Minister Bundeskanzler	Angela Merkel
GDP 2009 (EUR bn) BIP 2009 (EUR Mrd.)	2,407
Per capita GDP 2009 (EUR) BIP pro Kopf 2009 (EUR)	29,350
Exports as % of GDP 2009 Exporte in % des BIP 2009	40,8

Gross domestic product by economic sectors 2009 Bruttoinlandsprodukt nach Wirtschaftssektoren 2009



Indicators Germany Indikatoren Deutschland	2009	2010	2011	2012
GDP (real, yoy, %) BIP (real, yoy, %)	-4.9	3.6	2.5	1.7
Gross fixed capital formation (real, yoy, %) Bruttoanlageinvestitionen (real, yoy, %)	-8.9	5.9	2.7	1.2
Industrial output (real, yoy, %) Industrieproduktion (real, yoy, %)	-17.7	11.0	6.0	4.0
Consumer prices (yearly average as %) Verbraucherpreise (Jahresdurchschnitt in %)	0.3	1.1	1.6	1.5
Unemployment rate (yearly average as %) Arbeitslosenquote (Jahresdurchschnitt in %)	8.2	7.7	7.2	7.0
Merchandise exports (EUR bn) Warenexporte (EUR Mrd.)	803	945	1033	1093
Merchandise imports (EUR bn) Warenimporte (EUR Mrd.)	675	796	858	893
Current account (% of GDP) Leistungsbilanzsaldo (% des BIP)	5.0	4.8	4.4	4.5
FDI (inflow, % of GDP) Direktinvestitionen (Zuflüsse, % des BIP)	1.2	1.0	1.0	1.0
Budget balance (% of GDP) Budgetsaldo (% des BIP)	-3.1	-3.5	-2.6	-2.0
Gross foreign debt (% of GDP) Bruttoauslandsverschuldung (% des BIP)	148	-	-	-
Exchange rate (yearly average): USD/EUR Wechselkurs (Jahresdurchschnitt): USD/EUR	1.39	1.33	1.35	1.45
ECB Refi rate (end of period, %) Refi-Satz (Jahresendwert, %)	1.00	1.00	1.25	2.25

Italy

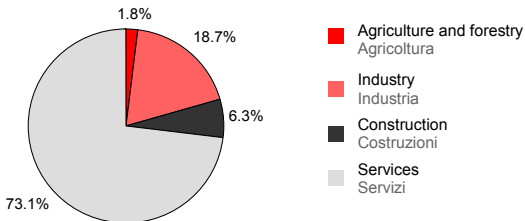
Italia

UniCredit Group
 Via S. Protaso 3
 I-20121 Milan
 Phone (+39 02) 88621
 www.unicreditgroup.eu

Structural indicators	Indicatori Strutturali
Area (km ²)	301,338
Superficie (km quadrati)	
Population (mn)	60.3
Popolazione (in milioni)	
President	Giorgio Napolitano
Presidente della Repubblica	
Prime Minister	Silvio Berlusconi
Presidente del Consiglio	
GDP 2009 (EUR bn)	1,520.3
PIL 2009 (in miliardi di Euro)	
Per capita GDP 2009 (EUR)	25,196
PIL pro capite 2009 (Euro)	
Exports as % of GDP 2009	24.0
Esportazioni as % del PIL 2009	

Gross domestic product by economic sectors 2009

Prodotto interno lordo per settori produttivi 2009



Indicators Italy Indicatori per l'Italia	2009	2010	2011	2012
GDP (real, yoy, %) PIL (reale, a/a, %)	-5.1	1.0	1.1	1.2
Gross fixed capital formation (real, yoy, %) Investimenti fissi lordi (reali, a/a, %)	-12.2	2.9	2.4	3.9
Industrial output (real, yoy, %) Produzione Industriale (reale, a/a, %)	-18.2	5.4	4.0	4.5
Consumer prices (yearly average) Prezzi al consumo (media annua)	0.8	1.5	1.9	2.0
Unemployment rate (yearly average) Tasso di disoccupazione (media annua)	7.80	8.4	8.6	8.3
Merchandise exports (EUR mn) Esportazioni di beni (in milioni di Euro)	291,733	338,960	366,076	389,504
Merchandise imports (EUR mn) Importazioni di beni (in milioni di Euro)	297,608	364,179	395,498	425,160
Current account (% of GDP) Saldo delle partite correnti (as % del PIL)	-3.2	-3.1	-3.0	-2.9
FDI (inflow, % of GDP) Investimenti diretti dall'estero (as % del PIL)	-	-	-	-
Budget balance (% of GDP) Saldo di bilancio (as % del PIL)	-5.3	-5.0	-4.3	-3.3
Gross foreign debt (% of GDP) Debito estero (as % del PIL)	-	-	-	-
Average exchange rate: USD/EUR Tasso di cambio euro-dollaro (media annua)	1.39	1.33	1.35	1.45
ECB Refi rate (end of period, %) Tasso di riferimento BCE (fine periodo, as %)	1.00	1.00	1.25	2.25

Disclaimer

Our recommendations are based on information obtained from, or are based upon public information sources that we consider to be reliable but for the completeness and accuracy of which we assume no liability. All estimates and opinions included in the report represent the independent judgment of the analysts as of the date of the issue. We reserve the right to modify the views expressed herein at any time without notice. Moreover, we reserve the right not to update this information or to discontinue it altogether without notice.

This analysis is for information purposes only and (i) does not constitute or form part of any offer for sale or subscription of or solicitation of any offer to buy or subscribe for any financial, money market or investment instrument or any security, (ii) is neither intended as such an offer for sale or subscription of or solicitation of an offer to buy or subscribe for any financial, money market or investment instrument or any security nor (iii) as an advertisement thereof. The investment possibilities discussed in this report may not be suitable for certain investors depending on their specific investment objectives and time horizon or in the context of their overall financial situation. The investments discussed may fluctuate in price or value. Investors may get back less than they invested. Changes in rates of exchange may have an adverse effect on the value of investments. Furthermore, past performance is not necessarily indicative of future results. In particular, the risks associated with an investment in the financial, money market or investment instrument or security under discussion are not explained in their entirety.

This information is given without any warranty on an "as is" basis and should not be regarded as a substitute for obtaining individual advice. Investors must make their own determination of the appropriateness of an investment in any instruments referred to herein based on the merits and risks involved, their own investment strategy and their legal, fiscal and financial position. As this document does not qualify as an investment recommendation or as a direct investment recommendation, neither this document nor any part of it shall form the basis of, or be relied on in connection with or act as an inducement to enter into, any contract or commitment whatsoever. Investors are urged to contact their bank's investment advisor for individual explanations and advice.

Neither UniCredit Bank AG, UniCredit Bank AG London Branch, UniCredit Bank AG Vienna Branch, UniCredit Bank AG Milan Branch, UniCredit Securities, UniCredit Menkul Değerler A.Ş., UniCredit Bulbank, Zagrebačka banka, UniCredit Bank, Bank Pekao, Yapi Kredi, UniCredit Tiriak Bank, ATFBank nor any of their respective directors, officers or employees nor any other person accepts any liability whatsoever (in negligence or otherwise) for any loss howsoever arising from any use of this document or its contents or otherwise arising in connection therewith.

This analysis is being distributed by electronic and ordinary mail to professional investors, who are expected to make their own investment decisions without undue reliance on this publication, and may not be redistributed, reproduced or published in whole or in part for any purpose.

Responsibility for the content of this publication lies with:

a) UniCredit Bank AG, Am Tucherpark 16, 80538 Munich, Germany, (also responsible for the distribution pursuant to §34b WpHG). The company belongs to UCI Group.
Regulatory authority: "BaFin" – Bundesanstalt für Finanzdienstleistungsaufsicht, Lurgiallee 12, 60439 Frankfurt, Germany.

- b) UniCredit Bank AG London Branch, Moor House, 120 London Wall, London EC2Y 5ET, United Kingdom.
Regulatory authority: "BaFin" – Bundesanstalt für Finanzdienstleistungsaufsicht, Lurgiallee 12, 60439 Frankfurt, Germany and subject to limited regulation by the Financial Services Authority (FSA), 25 The North Colonnade, Canary Wharf, London E14 5HS, United Kingdom. Details about the extent of our regulation by the Financial Services Authority are available from us on request.
- c) UniCredit Bank AG Milan Branch, Via Tommaso Grossi 10, 20121 Milan, Italy, duly authorized by the Bank of Italy to provide investment services.
Regulatory authority: "Bank of Italy", Via Nazionale 91, 00184 Roma, Italy and Bundesanstalt für Finanzdienstleistungsaufsicht, Lurgiallee 12, 60439 Frankfurt, Germany.
- d) UniCredit Bank AG Vienna Branch, Julius-Tandler-Platz 3, 1090 Vienna, Austria
Regulatory authority: Finanzmarktaufsichtsbehörde (FMA), Praterstrasse 23, 1020 Vienna, Austria and subject to limited regulation by the "BaFin" – Bundesanstalt für Finanzdienstleistungsaufsicht, Lurgiallee 12, 60439 Frankfurt, Germany. Details about the extent of our regulation by the Bundesanstalt für Finanzdienstleistungsaufsicht are available from us on request.
- e) UniCredit Securities, Boulevard Ring Office Building, 17/1 Chistoprudni Boulevard, Moscow 101000, Russia
Regulatory authority: Federal Service on Financial Markets, 9 Leninsky prospekt, Moscow 119991, Russia
- f) UniCredit Menkul Değerler A.Ş., Büyükdere Cad. No. 195, Büyükdere Plaza Kat. 5, 34394 Levent, Istanbul, Turkey
Regulatory authority: Sermaye Piyasası Kurulu – Capital Markets Board of Turkey, Eskişehir Yolu 8.Km No:156, 06530 Ankara, Turkey
- g) UniCredit Bulbank, Sveta Nedelya Sq. 7, BG-1000 Sofia, Bulgaria
Regulatory authority: Financial Supervision Commission (FSC), 33 Shar Planina str.,1303 Sofia, Bulgaria
- h) Zagrebačka banka, Paromlinska 2, HR-10000 Zagreb, Croatia
Regulatory authority: Croatian Agency for Supervision of Financial Services, Miramarska 24B, 10000 Zagreb, Croatia
- i) UniCredit Bank, Na Příkope 858/20, CZ-11121 Prague, Czech Republic
Regulatory authority: CNB Czech National Bank, Na Příkopě 28, 115 03 Praha 1, Czech Republic
- j) Bank Pekao, ul. Grzybowska 53/57, PL-00-950 Warsaw, Poland
Regulatory authority: Polish Financial Supervision Authority, Plac Powstańców Warszawy 1, 00-950 Warsaw, Poland
- k) UniCredit Bank, Prechistsenskaya emb. 9, RF-19034 Moscow, Russia
Regulatory authority: Federal Service on Financial Markets, 9 Leninsky prospekt, Moscow 119991, Russia
- l) UniCredit Bank, Šancova 1/A, SK-813 33 Bratislava, Slovakia
Regulatory authority: National Bank of Slovakia, Stefanikovo nam. 10/19, 967 01 Kremnica, Slovakia
- m) Yapi Kredi, Yapi Kredi Plaza D Blok, Levent, TR-80620 Istanbul, Turkey
Regulatory authority: Sermaye Piyasası Kurulu – Capital Markets Board of Turkey, Eskişehir Yolu 8.Km No:156, 06530 Ankara, Turkey

n) UniCredit Tiriac Bank, Ghetarilor Street 23-25, RO-014106 Bucharest 1, Romania
Regulatory authority: CNVM, Romanian National Securities Commission, Foişorului street, no.2, sector 3, Bucharest, Romania

o) ATFBank, 100 Furmanov Str., KZ-050000 Almaty, Kazakhstan
Agency of the Republic of Kazakhstan on the state regulation and supervision of financial market and financial organisations, 050000, Almaty, 67 Aiteke Bi str., Kazakhstan

POTENTIAL CONFLICTS OF INTEREST

UniCredit Bank AG acts as a Specialist or Primary Dealer in government bonds issued by the Italian, Portuguese and Greek Treasury. Main tasks of the Specialist are to participate with continuity and efficiency to the governments' securities auctions, to contribute to the efficiency of the secondary market through market making activity and quoting requirements and to contribute to the management of public debt and to the debt issuance policy choices, also through advisory and research activities.

ANALYST DECLARATION

The author's remuneration has not been, and will not be, geared to the recommendations or views expressed in this study, neither directly nor indirectly.

ORGANIZATIONAL AND ADMINISTRATIVE ARRANGEMENTS TO AVOID AND PREVENT CONFLICTS OF INTEREST

To prevent or remedy conflicts of interest, UniCredit Bank AG, UniCredit Bank AG London Branch, UniCredit Bank AG Vienna Branch, UniCredit Bank AG Milan Branch, UniCredit Securities, UniCredit Menkul Değerler A.Ş., UniCredit Bulbank, Zagrebačka banka, UniCredit Bank, Bank Pekao, Yapi Kredi, UniCredit Tiriac Bank, ATFBank have established the organizational arrangements required from a legal and supervisory aspect, adherence to which is monitored by its compliance department. Conflicts of interest arising are managed by legal and physical and non-physical barriers (collectively referred to as "Chinese Walls") designed to restrict the flow of information between one area/department of UniCredit Bank AG, UniCredit Bank AG London Branch, UniCredit Bank AG Vienna Branch, UniCredit Bank AG Milan Branch, UniCredit Securities, UniCredit Menkul Değerler A.Ş., UniCredit Bulbank, Zagrebačka banka, UniCredit Bank, Bank Pekao, Yapi Kredi, UniCredit Tiriac Bank, ATFBank and another. In particular, Investment Banking units, including corporate finance, capital market activities, financial advisory and other capital raising activities, are segregated by physical and non-physical boundaries from Markets Units, as well as the research department. In the case of equities execution by UniCredit Bank AG Milan Branch, other than as a matter of client facilitation or delta hedging of OTC and listed derivative positions, there is no proprietary trading. Disclosure of publicly available conflicts of interest and other material interests is made in the research. Analysts are supervised and managed on a day-to-day basis by line managers who do not have responsibility for Investment Banking activities, including corporate finance activities, or other activities other than the sale of securities to clients.

ADDITIONAL REQUIRED DISCLOSURES UNDER THE LAWS AND REGULATIONS OF JURISDICTIONS INDICATED**Notice to Austrian investors**

This document does not constitute or form part of any offer for sale or subscription of or solicitation of any offer to buy or subscribe for any securities and neither this document nor any part of it shall form the basis of, or be relied on in connection with or act as an inducement to enter into, any contract or commitment whatsoever.

This document is confidential and is being supplied to you solely for your information and may not be reproduced, redistributed or passed on to any other person or published, in whole or part, for any purpose.

Notice to Czech investors

This report is intended for clients of UniCredit Bank AG, UniCredit Bank AG London Branch, UniCredit Bank AG Vienna Branch, UniCredit Bank AG Milan Branch, UniCredit Securities, UniCredit Menkul Değerler A.Ş., UniCredit Bulbank, Zagrebačka banka, UniCredit Bank, Bank Pekao, Yapi Kredi, UniCredit Tiriac Bank, ATFBank in the Czech Republic and may not be used or relied upon by any other person for any purpose.

Notice to Italian investors

This document is not for distribution to retail clients as defined in article 26, paragraph 1(e) of Regulation n. 16190 approved by CONSOB on October 29, 2007.

In the case of a short note, we invite the investors to read the related company report that can be found on UniCredit Research website www.research.unicreditgroup.eu.

Notice to Polish investors

This document is intended solely for professional clients as defined in Art. 3 39b of the Trading in Financial Instruments Act of 29 July 2005. The publisher and distributor of the recommendation certifies that it has acted with due care and diligence in preparing the recommendation, however, assumes no liability for its completeness and accuracy.

Notice to Russian investors

As far as we are aware, not all of the financial instruments referred to in this analysis have been registered under the federal law of the Russian Federation "On the Securities Market" dated 22 April 1996, as amended (the "Law"), and are not being offered, sold, delivered or advertised in the Russian Federation. This analysis is intended for qualified investors, as defined by the Law, and shall not be distributed or disseminated to a general public and to any person, who is not a qualified investor.

Notice to Turkish investors

Investment information, comments and recommendations stated herein are not within the scope of investment advisory activities. Investment advisory services are provided in accordance with a contract of engagement on investment advisory services concluded with brokerage houses, portfolio management companies, non-deposit banks and the clients. Comments and recommendations stated herein rely on the individual opinions of the ones providing these comments and recommendations. These opinions may not suit your financial status, risk and return preferences. For this reason, to make an investment decision by relying solely on the information stated here may not result in consequences that meet your expectations.

Notice to Investors in Japan

This document does not constitute or form part of any offer for sale or subscription for or solicitation of any offer to buy or subscribe for any securities and neither this document nor any part of it shall form the basis of, or be relied on in connection with or act as an inducement to enter into, any contract or commitment whatsoever.

Notice to UK investors

This communication is directed only at clients of UniCredit Bank AG, UniCredit Bank AG London Branch, UniCredit Bank AG Vienna Branch, UniCredit Bank AG Milan Branch, UniCredit Securities, UniCredit Menkul Değerler A.Ş., UniCredit Bulbank, Zagrebačka banka, UniCredit Bank, Bank Pekao, Yapi Kredi, UniCredit Tiriac Bank, ATFBank in the Czech Republic who (i) have professional experience in matters relating to investments or (ii) are persons falling within Article 49(2)(a) to (d) ("high net worth companies, unincorporated associations, etc.") of the United Kingdom Financial Services and Markets Act 2000 (Financial Promotion) Order 2005 or (iii) to whom it may otherwise lawfully be communicated (all such persons together being referred to as "relevant persons"). This communication must not be acted on or relied on by persons who are not relevant persons. Any investment or investment activity to which this communication relates is available only to relevant persons and will be engaged in only with relevant persons.

Notice to U.S. investors

This report is being furnished to U.S. recipients in reliance on Rule 15a-6 ("Rule 15a-6") under the U.S. Securities Exchange Act of 1934, as amended. Each U.S. recipient of this report represents and agrees, by virtue of its acceptance thereof, that it is such a "major U.S. institutional investor" (as such term is defined in Rule 15a-6) and that it understands the risks involved in executing transactions in such securities. Any U.S. recipient of this report that wishes to discuss or receive additional information regarding any security or issuer mentioned herein, or engage in any transaction to purchase or sell or solicit or offer the purchase or sale of such securities, should contact a registered representative of UniCredit Capital Markets, Inc. ("UCI Capital Markets").

Any transaction by U.S. persons (other than a registered U.S. broker-dealer or bank acting in a broker-dealer capacity) must be effected with or through UCI Capital Markets.

The securities referred to in this report may not be registered under the U.S. Securities Act of 1933, as amended, and the issuer of such securities may not be subject to U.S. reporting and/or other requirements. Available information regarding the issuers of such securities may be limited, and such issuers may not be subject to the same auditing and reporting standards as U.S. issuers.

The information contained in this report is intended solely for certain "major U.S. institutional investors" and may not be used or relied upon by any other person for any purpose. Such information is provided for informational purposes only and does not constitute a solicitation to buy or an offer to sell any securities under the Securities Act of 1933, as amended, or under any other U.S. federal or state securities laws, rules or regulations. The investment opportunities discussed in this report may be unsuitable for certain investors depending on their specific investment objectives, risk tolerance and financial position. In jurisdictions where UCI Capital Markets is not registered or licensed to trade in securities, commodities or other financial products, transactions may be executed only in accordance with applicable law and legislation, which may vary from jurisdiction to jurisdiction and which may require that a transaction be made in accordance with applicable exemptions from registration or licensing requirements.

The information in this publication is based on carefully selected sources believed to be reliable, but UCI Capital Markets does not make any representation with respect to its completeness or accuracy. All opinions expressed herein reflect the author's judgment at the original time of publication, without regard to the date on which you may receive such information, and are subject to change without notice.

UCI Capital Markets may have issued other reports that are inconsistent with, and reach different conclusions from, the information presented in this report. These publications reflect the different assumptions, views and analytical methods of the analysts who prepared them. Past performance should not be taken as an indication or guarantee of future performance, and no representation or warranty, express or implied, is provided in relation to future performance.

UCI Capital Markets and any company affiliated with it may, with respect to any securities discussed herein: (a) take a long or short position and buy or sell such securities; (b) act as investment and/or commercial bankers for issuers of such securities; (c) act as market makers for such securities; (d) serve on the board of any issuer of such securities; and (e) act as paid consultant or advisor to any issuer.

The information contained herein may include forward-looking statements within the meaning of U.S. federal securities laws that are subject to risks and uncertainties. Factors that could cause a company's actual results and financial condition to differ from expectations include, without limitation: political uncertainty, changes in general economic conditions that adversely affect the level of demand for the company's products or services, changes in foreign exchange markets, changes in international and domestic financial markets and in the competitive environment, and other factors relating to the foregoing. All forward-looking statements contained in this report are qualified in their entirety by this cautionary statement

This document may not be distributed in Canada or Australia.

Research network

UniCredit Group CEE research network

Marco Annunziata, Ph.D.

Chief Economist UniCredit Group,
Global Head of Economics, Fixed Income & FX Research (UniCredit Group)
+44 20 7826-1770, marco.annunziata@unicreditgroup.eu

Gillian Edgeworth
Chief EEMEA Economist
+44 0207 826 1772,
gillian.edgeworth@
unicreditgroup.eu

Gyula Toth,
Head of EEMEA FI/FX Strategy
(UniCredit Bank Vienna)
+43 50505 82362
gyula.toth@unicreditgroup.eu

Cevdet Akcay, Ph.D.,
Chief Economist,
Turkey (Yapi Kredi)
+90 212 319 8430,
cevdet.akcay@
yapikredi.com.tr

Dmitry Gourov,
EEMEA Economist,
(UniCredit Bank Vienna)
+43 50505 82364,
dmitry.gourov@
unicreditgroup.eu

Hans Holzhacker,
Chief Economist,
Kazakhstan (ATF Bank)
+7 727 244 1463,
h.holzhacker@atfbank.kz

Marcin Mrowiec,
Chief Economist,
Poland (Bank Pekao)
+48 22 656 0678,
marcin.mrowiec@pekao.com.pl

Vladimir Osakovskiy,
Ph.D., Head of Macroeconomic
Analysis and
Research, Russia
(UniCredit Bank Russia)
+7 495 258 7258 ext. 7558,
vladimir.osakovskiy@
unicreditgroup.ru

Rozália Pál, Ph.D.,
Macro and Strategic
Analysis Coordinator,
Romania
(UniCredit Tiriac Bank)
+40 21 203 2376,
rozalia.pal@unicredit.ro

Kristofor Pavlov,
Chief Economist, Bulgaria
(UniCredit Bulbank)
+359 2 9269 390,
kristofor.pavlov@
unicreditgroup.bg

Goran Šaravanja,
Chief Economist, Croatia
(Zagrebačka banka)
+385 1 6006 678,
goran.saravanja@
unicreditgroup.zaba.hr

Pavel Sobisek,
Chief Economist,
Czech Republic
(UniCredit Bank)
+420 2 211 12504,
pavel.sobisek@
unicreditgroup.cz

Vladimír Zlacky,
Chief Economist, Slovakia
(UniCredit Bank Slovakia a. s.)
+421 2 4950 2267,
vladimir.zlacky@
unicreditgroup.sk

Bloomberg: UCGR
Internet: www.research.unicreditgroup.eu

For publication requests in Austria and CEE please refer to:
Bank Austria Identity & Comm. Department
+43 50505 52826, pub@unicreditgroup.at

Banking network

UniCredit Group CEE banking network – Headquarters

AZERBAIJAN

Yapi Kredi Azerbaijan
Yasamal District,
Cafar Cabbarli Str., 32/12,
AZ 1065, Baku / Azerbaijan
Phone +99 412 497 77 95
Fax +99 412 497 0276
E-mail: yapikredi@yapikredi.com.az

THE BALTICS

UniCredit Bank Estonia Branch
Liivalaia Street 13/15,
EST-10118 Tallinn
Phone: +372 66 88 300
www.unicreditbank.ee

UniCredit Bank Latvia
Elizabetes Iela 63,
LV-1050 Riga
Phone: +371 708 5500
www.unicreditbank.lv

UniCredit Bank Lithuania Branch
Lvovo Gatve 25,
LT-09320 Vilnius
Phone: +370 5 2745 300
www.unicreditbank.lt

BOSNIA AND HERZEGOVINA

UniCredit Bank
Kardinala Stepinca b.b.,
BH-88000 Mostar
Phone: +387 36 312112
E-mail: info@unicreditgroup.ba
www.unicreditbank.ba

UniCredit Bank Banja Luka
Marije Bursac 7,
BH-78000 Banja Luka
Phone: +387 51 243 295
E-mail: info-bl@unicreditgroup.ba
www.unicreditbank-bl.ba

BULGARIA

UniCredit Bulbank
Sveta Nedelya Sq. 7,
BG-1000 Sofia
Phone: +359 2 923 2111
www.unicreditbulbank.bg

CROATIA

Zagrebačka banka
Paromlinska 2,
HR-10000 Zagreb
Phone: +385 1 6305 250
www.zaba.hr

CZECH REPUBLIC

UniCredit Bank
Na Příkope 858/20
CZ-11121 Prague
Phone: +420 221 112 111
E-mail: info@unicreditgroup.cz
www.unicreditbank.cz

HUNGARY

UniCredit Bank
Szabadság ter 5-6,
H-1054 Budapest,
Phone: +36 1 301 12 71
E-mail: info@unicreditbank.hu
www.unicreditbank.hu

KAZAKHSTAN

ATFBank
100, Furmanov Str.
KZ-050000 Almaty
Phone: +7 (727) 2 583 111
E-mail: info@atfbank.kz
www.atfbank.kz

KYRGYZSTAN

ATFBank Kyrgyzstan
493, Zhibek Zholu Ave.
KG-720070 Bishkek
Phone: +7 312 67 00 47
E-mail: bank@atfbank.kg
www.atfbank.kg

MACEDONIA

**UniCredit Bank Austria
Representative Office**
Dimitrie Cupovski 4-2/6,
MK-1000 Skopje
Phone: +389 23 215 130
E-mail: bisera.strezoska@
unicreditgroup.mk

MONTENEGRO

**UniCredit Bank Austria
Representative Office**
Hercegovačka 13,
ME-81000 Podgorica
Phone: +382 20 66 7740
E-mail: unicreditgroup@
t-com.me

POLAND

Bank Pekao
ul. Grzybowska 53/57,
PL-00-950 Warsaw
Phone: +48 42 6838 232
www.pekao.com.pl

ROMANIA

UniCredit Tiriac Bank
Ghetarilor Street 23-25,
RO-014106 Bucharest 1,
Phone: +40 21 200 2000
E-mail: office@unicredittiriac.ro
www.unicredit-tiriac.ro

SERBIA**UniCredit Bank**

Rajiceva 27-29,
RS-11000 Belgrade
Phone: +381 11 3204 500
E-mail: office@unicreditgroup.rs
www.unicreditbank.rs

SLOVAKIA**UniCredit Bank**

Sáncova 1/A,
SK-813 33 Bratislava
Phone: +42 1 44 547 6870
www.unicreditbank.sk

SLOVENIA**UniCredit Bank**

Šmartinska cesta 140,
SI-1000 Ljubljana
Phone: +386 1 5876 600
E-mail: info@unicreditbank.si
www.unicreditbank.si

TURKEY**Yapi Kredi**

Yapi Kredi Plaza D Blok, Levent,
TR-34330 Istanbul
Phone: +90 212 339 70 00
www.yapikredi.com.tr

RUSSIA**UniCredit Bank**

Prechistenskaya emb. 9,
RF-19034 Moscow
Phone: +7 495 258 7200
www.unicreditbank.ru

UKRAINE**UniCredit Bank**

14, D. Galitsky St.,
UA-43016 Lutsk
Phone: +380 332 776210
www.unicredit.com.ua

UkrSotsbank

29 Kovpak Street,
UA-03150 Kiev
Phone: +380 44 230 3203
E-mail: info@ukrsotsbank.com
www.usb.com.ua

UniCredit Group CEE banking network – Corporate customers**AUSTRIAN CONTACT****BANK AUSTRIA**

Sonja Holland
Phone: +43 50505 56344

Alexandra Kaufmann
Phone: +43 50505 51054

E-mail: business_development@
unicreditgroup.at

ITALIAN CONTACT**UNICREDIT CORPORATE BANKING**

Patrizia Conte
Phone: +39 0422 654 001
E-mail: cib@unicredit.eu

GERMAN CONTACT**UNICREDIT BANK AG**

E-mail: CBCGDeutschland@
unicreditgroup.de

Ulrich Burghardt
Phone: +49 89 378 27472
E-mail: ulrich.burghardt@
unicreditgroup.de

**(Azerbaijan, Czech Republic,
Slovakia, Slovenia, Turkey)**

Monika Jurowicz-König
Phone: +49 89 378 25647
E-mail: monika.jurowiczkoenig@
unicreditgroup.de

(Austria, Poland)

Sebastian Modlmayr

Phone: +49 89 378 28546
E-mail: sebastian.modlmayr@
unicreditgroup.de

**(Estonia, Kazakhstan,
Kyrgyzstan, Latvia, Lithuania,
Russian Federation, Ukraine,
Hungary)**

Steffen Reiser

Phone: +49 89 378 25639
E-mail: steffen.reiser@
unicreditgroup.de

(Bulgaria, Romania)

Peter Ulbrich

Phone: +49 89 378 25282
E-mail: peter.ulbrich@
unicreditgroup.de

**(Bosnia and Herzegovina,
Croatia, Serbia)**

INTERNATIONAL CONTACT**AZERBAIJAN****Yusuf Sevinc**

Phone: +994 12 497 7095

E-mail: yusuf.sevinc@
yapikredi.com.az**BOSNIA AND HERZEGOVINA****UniCredit Bank
Ilvana Dugalija**

Phone: +387 33 562 755

E-mail: ilvana.dugalija@
unicreditgroup.ba**UniCredit Bank Banja Luka
Kristina Grozdanic**

Phone: +387 51 243 295

E-mail: kristina.grozdanic@
unicreditgroup.ba**BULGARIA****Vanya Buchova**

Phone: +359 2 923 2933

E-mail: vanya.buchova@
unicreditgroup.bg**CROATIA****Zoran Ferber**

Phone: +385 1 6305 437

E-mail: zoran.ferber@
unicreditgroup.zaba.hr**CZECH REPUBLIC****Miroslav Hrabal**

Phone: +420 2 2121 6271

E-mail: miroslav.hrabal@
unicreditgroup.cz**ESTONIA****Kaarel Ots**

Phone: +372 66 88 356

E-mail: kaarel.ots@
unicreditgroup.ee**HUNGARY****Paolo Garlanda**

Phone: +36 1 301 1207

E-mail: paolo.garlanda@
unicreditgroup.hu**KAZAKHSTAN****Tatyana Kazaeva**

Phone: +7 727 258 3000 2648

E-mail: t.kazaeva@atfbank.kz

LATVIA**Inga Cernova**

Phone: +371 67085 569

E-mail: inga.cernova@
unicreditgroup.lv**LITHUANIA****Joana Kucinskaite**

Phone: +370 5 2745 353

E-mail: joana.kucinskaite@
unicreditgroup.lt**MACEDONIA****Milan Djordjevic**

Phone: +389 23 215 130

E-mail: milan.djordjevic@
unicreditbank.rs**MONTENEGRO****Milan Djordjevic**

Phone: +382 81 667 740

E-mail: milan.djordjevic@
unicreditbank.rs**POLAND****Piotr Kolodziej**

Phone: +48 22 524 6201

E-mail: piotr.kolodziej@
pekao.com.pl**ROMANIA****Christine Tomasin**

Phone: +40 21 200 1768

E-mail: christine.tomasin@
unicredit.ro**RUSSIA****Inna Maryasina**

Phone: +7 495 544 5352

E-mail: inna.maryasina@
unicreditgroup.ru**SERBIA****Ana Rakic**

Phone: +381 11 3204 531

E-mail: ana.rakic@
unicreditbank.rs**SLOVAKIA****Katarina Hajnikova**

Phone: +421 2 4950 4004

E-mail: katarina.hajnikova@
unicreditgroup.sk**SLOVENIA****Branka Cic**

Phone: +386 1 5876 512

E-mail: branka.cic@
unicreditgroup.si**TURKEY****Florian Mahiny**

Phone: +90 212 339 7119

E-mail: florian.mahiny@
yapikredi.com.tr**UKRAINE****Nicola Longo-Dente**

Phone: +38 044 5290583

E-mail: nicola.longodente@
ukrsotsbank.com

UniCredit Research*

Thorsten Weinelt, CFA
Global Head of Research
& Chief Strategist
+49 89 378-15110
thorsten.weinelt@unicreditgroup.de

ECONOMICS & FI/FX RESEARCH

ECONOMICS & COMMODITY RESEARCH

European Economics

Marco Valli,
Chief Eurozone Economist
+39 02 8862-8688
marco.valli@unicreditgroup.de

Andreas Rees,
Chief German Economist
+49 89 378-12576
andreas.rees@unicreditgroup.de

Stefan Bruckbauer,
Chief Austrian Economist
+43 50505 41951
stefan.bruckbauer@unicreditgroup.at

Tullia Bucco
+39 02 8862-2079
tullia.bucco@unicreditgroup.de

Chiara Corsa
+39 02 8862-2209
chiara.corsa@unicreditgroup.de

Dr. Loredana Federico
+39 02 8862-3180
loredana.federico@unicreditgroup.eu

Alexander Koch, CFA
+49 89 378-13013
alexander.koch1@unicreditgroup.de

Chiara Silvestre
chiara.silvestre@unicreditgroup.de

US Economics

Dr. Harm Bandholz, CFA
+1 212 672-5957
harm.bandholz@us.unicreditgroup.eu

COMMODITY RESEARCH

Jochen Hitzfeld
+49 89 378-18709
jochen.hitzfeld@unicreditgroup.de

Nikolaus Keis
+49 89 378-12560
nikolaus.keis@unicreditgroup.de

Dr. Ingo Heimig
Head of Research Operations
+49 89 378-13952
ingo.heimig@unicreditgroup.de

EEMEA ECONOMICS, FIXED INCOME & FX RESEARCH

Gillian Edgeworth,
Chief EEMEA Economist
+44 0207 826 1772,
gillian.edgeworth@unicreditgroup.eu

Gyula Toth,
Head of EEMEA FI/FX Strategy
+43 50505 823-62,
gyula.toth@unicreditgroup.eu

Cevdet Akcay,
Ph.D., Chief Economist, Turkey
+90 212 319-8430,
cevdet.akcay@yapikredi.com.tr

Dmitry Gourov, Economist, EEMEA
+43 50505 823-64,
dmitry.gourov@unicreditgroup.eu

Hans Holz hacker,
Chief Economist, Kazakhstan
+7 727 244-1463,
h.holz hacker@atfbank.kz

Marcin Mrowiec,
Chief Economist, Poland
+48 22 656-0678, marcin.mrowiec@pekao.com.pl

Vladimir Osakovskiy, Ph.D.,
Head of Strategy and Research, Russia
+7 495 258-7258 ext.7558,
vladimir.osakovskiy@unicreditgroup.ru

Rozália Pál, Ph.D.,
Chief Economist, Romania
+40 21 203-2376, rozalia.pal@unicredit.ro

Kristofor Pavlov,
Chief Economist, Bulgaria
+359 2 9269-390, kristofor.pavlov@unicreditgroup.bg

Goran Šaravanja,
Chief Economist, Croatia
+385 1 6006-678,
goran.saravanja@unicreditgroup.zaba.hr

Pavel Sobisek,
Chief Economist, Czech Republic
+420 2 211-12504,
pavel.sobisek@unicreditgroup.cz

Marco Annunziata, Ph.D.
Chief Economist
+44 20 7826-1770
marco.annunziata@unicreditgroup.eu

Vladimir Zlacky,
Chief Economist, Slovakia
+421 2 4950 2267,
vladimir.zlacky@unicreditgroup.sk

GLOBAL FI/FX STRATEGY

Michael Rottmann, Head
+49 89 378-15121,
michael.rottman1@unicreditgroup.de

Dr. Luca Cazzulani,
Deputy Head, FI Strategy
+39 02 8862-0640,
luca.cazzulani@unicreditgroup.de

Chiara Cremonesi, FI Strategy
+44 20 7826-1771,
chiara.cremonesi@unicreditgroup.eu

Elia Lattuga, FI Strategy
+39 02 8862-2027,
elia.lattuga@unicreditgroup.de

Dr. Stephan Maier, FX Strategy
+39 02 8862-8604,
stephan.maier@unicreditgroup.eu

Armin Mekelburg, FX Strategy
+49 89 378-14307,
armin.mekelburg@unicreditgroup.de

Roberto Mialich, FX Strategy
+39 02 8862-0658,
roberto.mialich@unicreditgroup.de

Kornelius Purps, FI Strategy
+49 89 378-12753,
kornelius.purps@unicreditgroup.de

Herbert Stocker, Technical Analysis
+49 89 378-14305,
herbert.stocker@unicreditgroup.de

PUBLICATION ADDRESS

UniCredit Research
Corporate & Investment Banking
UniCredit Bank AG
Arabellastrasse 12
D-81925 Munich
Phone: +49 89 378-12559
Fax: +49 89 378-13024